

Making the railway system
work better for society.

Technical document

LAYOUT FOR ELECTRONICALLY ISSUED RAIL PASSENGER TICKETS

*In the Document History table, version are identified as x.n where
“x” is a correlative number assigned to an approved version when reaching a main milestones
“n” is a correlative number assigned to draft versions, starting by 1. “n”=0 means version approved
Information related to previous draft versions (i.e. 0.1, 0.2 etc.) shall be deleted from the table when a
subsequent approved version is issued.*

Document History

<i>Version</i>	<i>Date</i>	<i>Comments</i>
2.0	10.01.2020	Initial draft V 2.0

Contents

1.	Summary	6
2.	Overview	7
2.1.	Standard types	7
2.2.	Ticket and document types.....	8
2.3.	General Conditions of Carriage	8
2.3.1.	Languages used - Translation of information	8
2.3.2.	Use of pictograms	9
2.3.3.	Obligatory, Facultative and Conditional information	9
2.3.4.	Textual entries for departure and arrival stations.....	9
2.3.5.	Information to be entered	9
3.	Rail Combined Ticket 2 (RCT2)	10
3.1.	Overview	10
3.2.	Ticket design.....	11
3.2.1.	Preface	11
3.2.2.	Explanations for the RCT2 classic.....	11
3.2.3.	Explanations for the RCT2 compressed	14
3.2.3.1.	Other specimens of grids indicating Fields, Rows and Columns.....	18
3.2.4.	Information common to all RCT2 documents.....	19
3.2.4.1.	Commercial information	19
3.2.4.2.	Administrative information and fees, Version 1	20
3.2.4.3.	Administrative information and fees, Version 2	23
3.3.	Non integrated Reservation Ticket (NRT or Transport only)	26
3.3.1.	Commercial information	26
3.3.2.	Administrative information.....	32
3.3.3.	Specimens "NRT"	32
3.3.3.1.	One way journey	32
3.3.3.2.	Return journey RCT2 non compressed	32
3.3.3.3.	Round trip RCT2 non compressed.....	33
3.3.3.4.	RCT2 compressed "Ticket"	34
3.4.	Integrated Reservation Ticket (IRT or Transport and Reservation)	35
3.4.1.	Commercial information	35
3.4.2.	Administrative information.....	40
3.4.3.	Specimens of RCT2 "IRT"	40
3.4.3.1.	RCT2 IRT Non compressed	40
1.1.1.1	RCT2 IRT compressed.....	41
3.5.	Group ticket (GRT).....	41
3.5.1.	Group ticket with complementary coupon and countermark - Version 1.....	41
3.5.1.1.	Commercial information	41
3.5.1.2.	Administrative information.....	44
3.5.2.	Complementary coupon	44
3.5.2.1.	Commercial information	44
3.5.2.2.	Administrative information.....	47
3.5.3.	Countermark	47

3.5.3.1.	Commercial information	47
3.5.3.2.	Administrative information.....	50
3.5.4.	Specimens of RCT2 Group Ticket (Version 1).....	50
3.5.4.1.	Specimen RCT2 "GRT"	50
3.5.4.2.	Specimen RCT2 "COMPLEMENTARY COUPON"	51
3.5.4.3.	Specimen RCT2 "COUNTERMARK"	52
3.5.5.	Group ticket – Version 2	52
3.5.5.1.	Commercial information	52
3.5.5.2.	Administrative information.....	55
3.5.6.	Countermark	55
3.5.6.1.	Commercial information	56
3.5.6.2.	Administrative information.....	58
3.5.7.	Specimens of RCT2 Group Ticket (Version 2).....	58
3.5.7.1.	Specimen RCT2 "GRT"	58
3.5.7.2.	Specimen RCT2 "COUNTERMARK"	59
3.5.7.3.	Specimen RCT2 "GROUP MEMBER CHECK"	59
3.6.	Rail Pass Ticket (RPT).....	61
3.6.1.	Interrail pass.....	61
3.6.1.1.	Commercial information (all details shall be written in English)	61
3.6.1.2.	Administrative information.....	65
3.6.1.3.	Specimen RCT2 Interrail ticket.....	66
3.6.2.	Eurail Pass	69
3.6.2.1.	Eurail Pass alone.....	69
3.6.2.2.	Control Voucher	74
3.6.2.3.	Specimens of RCT2 Eurail Pass: EUROPE RCT2 LAYOUT	77
3.6.2.4.	Specimens of RCT2 Eurail Pass: EURAIL LAYOUT	81
3.6.3.	Special fares in conjunction with national railcards	84
3.6.3.1.	Commercial information	84
3.6.3.2.	Administrative information.....	86
3.6.3.3.	Specimen No. 37: RCT2 "RAILPLUS" Special fares in conjunction with national railcards.....	87
3.7.	Vehicle Ticket (VET).....	88
3.7.1.	Commercial information	88
3.7.2.	Administrative information.....	95
3.7.3.	Specimens of RCT2 Vehicle Ticket.....	95
3.7.3.1.	Specimen RCT2 " VEHICLE TICKET ", version 1.....	95
3.7.3.2.	Specimen RCT2 " VEHICLE TICKET", version 2.....	95
3.8.	Reservation only Document (RES)	97
3.8.1.	Commercial information	97
3.8.2.	Administrative information.....	101
3.8.3.	Specimen of RCT2 Reservation document.....	101
3.9.	Supplement Document (SUP)	103
3.9.1.	Description	103
3.9.2.	Supplement Version 1.....	103
3.9.2.1.	Commercial information	103
3.9.2.2.	Administrative information.....	105
3.9.2.3.	Specimen of RCT2 Supplement Version 1.....	105

3.9.3.	Supplement Version 2	106
3.9.3.1.	Commercial information	106
3.9.3.2.	Administrative information.....	107
3.9.3.3.	Specimen of RCT2 Supplement Version 2	107
3.9.4.	Supplement Version 3.....	107
3.9.4.1.	Commercial information	107
3.9.4.2.	Administrative information.....	108
3.9.4.3.	Specimen of RCT2 Supplement Version 3	108
3.10.	Boarding pass Document (BOA).....	109
3.10.1.	Commercial information	109
3.10.2.	Administrative information.....	110
3.10.3.	Specimen of RCT2 Boarding Pass document.....	110
4.	112	
5.	Rail Credit Card Sized Ticket (RCCST)	112
5.1.	Overview	112
5.2.	Ticket design.....	112
5.2.1.	Field definition	112
5.2.2.	Font definition.....	113
5.2.3.	Grid definition	113
5.2.4.	Reading Area for Bar code (i.e. Printer IER 560).....	114
5.3.	Common zones for all tickets and documents.....	114
5.4.	Flexible fields for tickets and documents	116
5.4.1.	NRT: Non integrated Reservation Ticket.....	116
5.4.2.	IRT: Integrated Reservation Ticket.....	117
5.4.3.	GRT: Group Ticket	119
5.4.3.1.	Original Group Ticket	119
5.4.3.2.	Group Ticket countermark.....	120
5.4.4.	RES : Reservation only document	121
5.4.5.	BOA: Boarding Pass	122
5.4.6.	VET, RPT and SUP	123
6.	A4 Rail Ticket (A4RT)	125
6.1.	Overview	125
6.2.	Ticket design.....	125
6.3.	General description.....	126
6.3.1.	The different zones explained in detail.....	126
6.3.2.	Examples	128
6.3.3.	The distributor zone (1)	130
6.3.4.	The RCT2 layout zone (2)	131
6.3.5.	The reservation zone (3)	131
6.3.6.	Examples of RCT2 zone (2) and reservation zone (3).....	132
6.3.7.	The security elements zones (4) (Security elements are defined UIC 918.9 leaflet)	135
6.3.8.	The free zone (5)	135
6.3.9.	Page numbering	135
7.	Flexible Size Ticket (FST).....	136
7.1.	Overview	136
7.2.	Ticket design.....	136

7.2.1.	Three parts	136
7.2.2.	Part 2: the ticket information labels	137
7.3.	NRT: Non integrated Reservation Ticket.....	139
7.4.	IRT: Integrated Reservation Ticket.....	141
7.5.	GRT: Group Ticket	142
8.	List of abbreviations	143
9.	Bibliography	145
10.	ANNEXES 1: Decommissioned Ticket types	146
10.1.	Upgrade Document (UPG)	146
10.1.1.	Commercial information	146
10.1.2.	Administrative information.....	148
10.1.3.	Specimen of RCT2 Upgrade document	148
10.2.	Change of Itinerary Document (COI).....	149
10.2.1.	Commercial information	149
10.2.2.	Administrative information.....	149
10.2.3.	Specimen of RCT2 COI document	149
10.3.	Transport Voucher (TRV) for compensation Document	151
10.3.1.	Commercial information	151
10.3.2.	Service information.....	154
10.3.3.	Specimen of RCT2 Transport voucher document	154
10.3.3.1.	Specimen of RCT2 "TRANSPORT VOUCHER" document, version 1.....	154
10.3.3.2.	Specimen of RCT2 "TRANSPORT VOUCHER" document, version 2.....	155

Application:

With effect from 08 March 2012.

All actors of the European Union falling under the provisions of the TAP TSI.

Introduction

The present document belongs to the set of Technical Documents described in Annex III 'List of Technical Documents referenced in this TSI' of the COMMISSION REGULATION (EU) No 454/2011.

1. Summary

This document describes the ERA's standards and recommendations for the production of all kinds of rail passenger tickets and documents which can be used for international travels by train.

This TAP TSI technical document is made for railway undertakings (RU), to help them to issue all transport tickets and documents on the basis of data electronically transmitted by another RU. It explains which kind of information is mentioned on a ticket or on a transport document and how the information is placed in each field of the document.

Three ticket standards are defined in this leaflet: RCT2 and RCCST on secured paper and A4RT on blank paper or on mobile screen devices.

This leaflet also defines the FST, which is a new recommendation for rail tickets displayed on blank paper or screen.

The UIC defines standards for international tickets (for journeys in a foreign country or for journeys between different member states), whereas the CIT defines the secured paper quality and the legal aspects of the contract of carriage.

The ticket layout and security standards were previously defined in decommissioned TAP TSI technical documents, namely the TAP TSI B.6 and the TAP TSI B.7 leaflets.

2. Overview

2.1. Standard types

Three standards and one recommendation are defined in this leaflet: RCT2, RCCST, A4RT and FST.

The RCT2 (Rail Combined Ticket 2) is the European standard for paper transport documents, applicable from January 1st 2004 for all transport tickets and other transport documents which must be produced and issued electronically and are intended for direct fulfilment.

It was designed in particular for the issue of combined "Ticket + Reservation" transport documents so it makes it possible to include several services (transport tickets, reservation and any ancillary service) in the same product, as the name RCT (Rail Combined Ticket) suggests.

The RCT2 is designed in two layouts, classic and compressed to print on an ATB-IATA paper size or on the paper size of a 3 or 4 fold multiple of the basic unit CIT 2012 (see CIT MIRT chapter 8).

The RCCST (Rail Credit Card Size Ticket) is an optional standard for paper tickets and documents applicable from July first, 2012 for all transport tickets and other transport documents which can be issued electronically.

RCCST was designed in particular for basic transport tickets and documents and is designed only for NRT, IRT, GRT, RES and BOA.

RCT2 and RCSST are printed on secured paper with one of the CIT security backgrounds 1996/2006 ND 2012, including Stock Control number. RCT2 and RCCST were previously defined in TAP TSI technical document B.6.

The A4RT (A4 Rail Ticket) is the UIC standard for printed tickets on blank non secured paper (A4 blank sheet of paper), applicable from May 1st 2007. A4RT was previously defined in TAP TSI technical document B.7. It is/was designed for NRT tickets (with or without reservation and/or supplement) and IRT tickets. They can be printed in any point of sales (travel agencies, stations...) but also on normal plain paper at a home or business printer using plain piece of paper, without Stock Control.

The FST (Flexible Size Ticket) is a new ERA recommendation, for tickets issued on mobile devices or blank paper, applicable from June 1st 2018. It is designed for basic transport tickets, namely NRT, IRT, GRT and RPT.

These different standards and recommendation are all adapted for different security definitions: SiP, SiD and SiS.

SiP (Security in Paper) is a ticket authentication definition where secured paper with one of the CIT security backgrounds 1996/2006 and 2012, including Stock Control. It protects the ticket, with specific characteristics of thickness and colour, using U.V. sensitive colours, microtexts and holograms. It is used for RCT2 (both classic and compressed) and for RCCST.

SiD (Security in Data) is a barcode with encrypted Seal, checksum, certificate. Secured barcodes can be displayed on RCT2 compressed, RCCST, A4RT and FST.

SiS (Security in System) refers to a ticket stored and controlled online on a server or a server's replica.

It helps the passenger to show his/her ticket on the server.

Implementation should use an online process or a minimum replication/synchronisation when appropriated (e.g: 10 minutes before departure, when entering a station...).

2.2. Ticket and document types

The different types of transport tickets (T is used at the end of the acronym) described are as follows:

- Non integrated Reservation Ticket (NRT or Transport only)
- Integrated Reservation Ticket (IRT or Transport and Reservation)
- Group Ticket (GRT)
 - V1, separate issue of a group ticket with a complementary coupon and countermarks,
 - V2, issue without a complementary coupon (forms part of group ticket) with countermarks and voluntary group member check.
- Rail Pass (RPT)
- Vehicle Ticket (VET)

The different types of transport documents described are as follows:

- Reservation Only (RES)
- Supplement (SUP)
- Boarding Pass (BOA)

These types of transport documents are not used anymore and are decommissioned but still in annexe of this leaflet:

- Change of Itinerary (COI)
- Upgrade (UPG)
- Transport Voucher for compensation (TRV)

2.3. General Conditions of Carriage

2.3.1. Languages used - Translation of information

In accordance with the provisions of the CIT's MIRT (see List of abbreviations - page 161) regarding RCT tickets, the text marked with **(T)** on the transport document must be written in English, French, German or Italian or in the language of the country of issue.

If this language is not English, French, German or Italian, it must be combined with one of these languages.

For a text without **(T)** there is no language restriction.

Station names must be written in the language of the country where the station is located (names used by the Undertakings and data delivered according to TAP TSI technical document B.1). Other information shall be printed only in the language of the country of issue. The division of the ticket into accurately identifiable fields and positions prevents the need to translate some data. Similarly, the use of pictograms by an issuing Undertaking makes it unnecessary to translate the corresponding data.

In the following pages, information requiring translation is marked **(T)**.

2.3.2. *Use of pictograms*

Pictograms are allowed as a means of symbolising:

- date of departure,
- time of departure,
- date of arrival,
- time of arrival,
- train number.

The possibility of using pictograms is shown in the following pages next to the elements concerned..

2.3.3. *Obligatory, Facultative and Conditional information*

The relative importance of a given piece of information is symbolised by the letter **(O)** for "obligatory" or **(F)** for "facultative".

In cases where specific circumstances determine whether the information is mandatory and several choices are possible, the letter **(C)** is used to show its conditional nature.

2.3.4. *Textual entries for departure and arrival stations*

Textual details regarding departure and arrival stations will have the maximum length of 17 alphabetic characters.

2.3.5. *Information to be entered*

Information is divided into 2 groups:

- commercial information, primarily intended for the passenger, but also for the issuing entities and TCO (Ticket Control Organisation),
- administrative (service) information, generally intended for the Undertaking's staff only. Exception for Service fee field.

3. Rail Combined Ticket 2 (RCT2)

3.1. Overview

The ticket shall be prima facie evidence of, i.e. shall prove at first sight, the conclusion and the contents of the contract of carriage.

The other transport documents are not valid without a ticket.

Transport tickets and documents may be issued either for a one way or a return journey or a round trip.

("Round trip" means a journey with outward leg A to B via a certain route, and return leg B to A via a different route. It does not indicate a journey made of three or more legs, coming back at the end to the initial departure station).

Tickets and documents may be issued for one or more passengers in accordance with the terms set out below (see CIT MIRT).

"Tickets" and "Reservation documents" must be issued separately in the following cases:

- if the journey involves a "sleeping berth" reservation (couchette, sleeping car), which may cover its entire length;
- if the journey involves a "seat" reservation and the issuing Undertaking is not the allocating Undertaking.

However, in the case of IRT tickets, one RCT2 ticket covers both transport and reservation (seat or berth).

The RCT2 compressed is a UIC-standard incorporating on the front page one or two barcodes, depending on the solution adopted (see point 2.2.3 - page x). This standard is optional, however applicable with or without barcode(s).

Entries of variable data are always printed by the terminal and cannot be pre-printed.

If the same paper is used to print RCT2 and RCCST, then:

- RCT2 tickets have three or four basic paper sizes and have three or four stock control numbers on their back **(O)**.
- the orange bar is abandoned.
- the new CIT security background 2012 must be used **(O)**.

NB: Concerning the stock control number, its position on the front or on the back of the ticket, depending on the type of security paper (see CIT MIRT).

All RCT2 examples images in this document are with the stock control on the front which is the old CIT 1996/2006 security background.

Stock control Number can be printed on two positions: Version 1 and Version 2 of the stock, refer to points **2.2.4.2.1 - page xx and 2.2.4.31 - page xx.**

The unused part of the ticket must be voided with **** in Z (see example E.1.1)

The RCT2 paper size (the 4 fold multiple of the basic unit CIT 2012: 215,9 * 82,55 mm and compressed the 3 fold multiple of the basic unit CIT 2012: 161,9 * 82,55 mm), paper specifications, security backgrounds, security features and stock control number positions are defined in CIT MIRT.

Handwriting is not allowed on any electronically issued ticket or document, with the exception of RPT: Interrail and Eurail passes (see 2.6.1 and 2.6.2).

3.2. Ticket design

3.2.1. Preface

The ticket grid comprises 18 Rows (lettered A to R) and 72 Columns (numbered 1-72) for the classic RCT2 and 86 columns (designated a to n and then numbered 1-72) for the RCT2 compressed. The 18 rows (lettered A to R) concern the printable area of the ticket. The S bottom line can only contain the pre-printed orange block in version 2 (see A.1.3). For the explanations and the use of the RCT2 classic, see point 2.2.2 - page xx and for the RCT2 compressed, see point 2.2.3.

The grid takes into account the space required for the ATB2 airline ticket, type 3, in order to align rail and air travel documents more closely and to respond to requests from various travel agencies to use as few ticket types as possible. In this respect, ideally, a ticket should feature as few pre-printed elements as possible (in blank), enabling a one way ticket to be used for a range of services, e.g. train, air travel, hotel, car-renting, etc.

Since, in addition, some Undertakings use tickets with a detachable coupon starting at Column 52, it has been decided not to enter any important information in Column 52 (separated by a broken line on the base grid) where at all possible.

The ticket is divided into 8 fields (see point 2.2.2 below). Field outlines may be pre-printed or printed by the terminal at the time of issue.

Certain items of information, either pre-printed (CIT) or printed by the terminal, can be represented by pictograms.

If a layout is too small for the paper size, all the empty space must be invalidated with a "Z" made with asterisks to avoid fraud.

Where reference is made to elements of messages (HERMES), these are presented with more details in UIC Leaflet 918-1 (see Bibliography - page xx).

3.2.2. Explanations for the RCT2 classic

NB: The prices printed on the specimens are given purely by way of example to show the positions to be used. They do not in any way represent real prices.

Column 72 is always to be blank.

Field 1 Commercial information

Rows A to C,
columns 2 to 51
row D,
columns 2 to 71

Field 2: Name/first name of passenger as well as number of adults and children

Rows A to C,
columns 53 to 71

Field 3 itinerary, date and time of departure, date and time of arrival

Rows E and F,
columns 2 to 63 for non-variable information,

Row G,
columns 2 to 63 for variable data

Field 4 Class of coach

Rows E and F,
columns 67 to 71 for non-variable information,

Row G,
columns 67 to 71 for variable data

Field 3 and 4

Row H,
columns 2 to 71 second segment

Field 5 Details of train, carriage and seats/berths reserved

Rows I to L,
columns 1 and 72

Field 6 Tariffs applied (no abbreviations), terms and conditions of use

Row M,
columns 2 to 71,
Row N and O,
columns 2 to 51

Field 7 Purchase currency and amount per ticket

Rows N and O,
columns 53 to 71

Field 8 Administrative information

Rows P, Q and R

3.2.3. Explanations for the RCT2 compressed

To replace the former magnetic stripe the "RCT2 compressed" was designed to print the same information on the electronically issued barcode(s) on the front left hand side of the ticket. The barcode(s) allow(s) additional encoded elements for security and verification process.

The "RCT2 compressed" standard consists of a grid with 86 columns, of which the first 14 columns (a-n) are reserved for the 2D barcode(s), while the remaining 72 (1-72) follow the same rules as the RCT2 classic standard.

The grid takes into account the space required for the paper dimensions defined in the CIT MIRT.

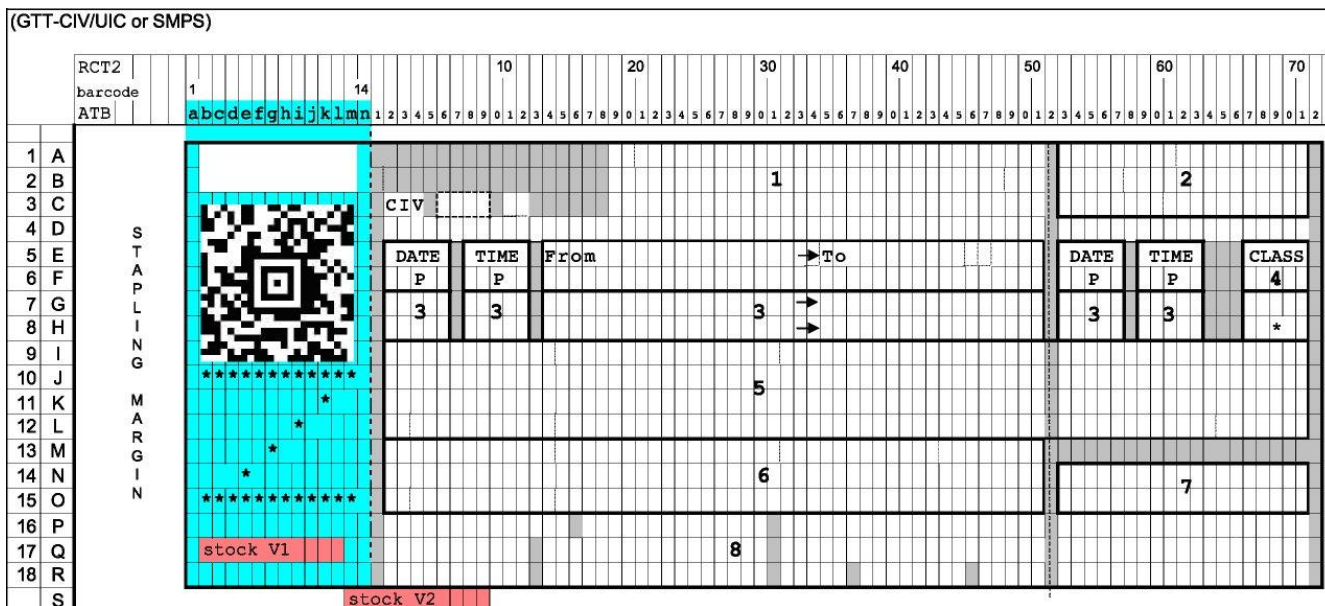
Column 52 remains empty.

In the empty space, the RCT2 compressed ticket can contain only one Aztec 2D barcode (see the sample below), including the information previously contained in the magnetic stripe, for check-in and after-sales services, plus encoded security data.

The remaining space must be invalidated with a "Z" made with asterisks.

Particulars on the back such as an additional 1 D barcode for stock control only are at the discretion of each issuing railway.

Issuing Railway indications on 2D barcode part - Solution 1 (one Aztec 2D barcode)



- = area for 2d barcode(s)
 - = positions designated as "blank"
 - = position of stock control number
- 1-8 = Fields
P = also as pictograms (calendar sheet, clock)


1D Barcode



2D Barcodes

PDF417

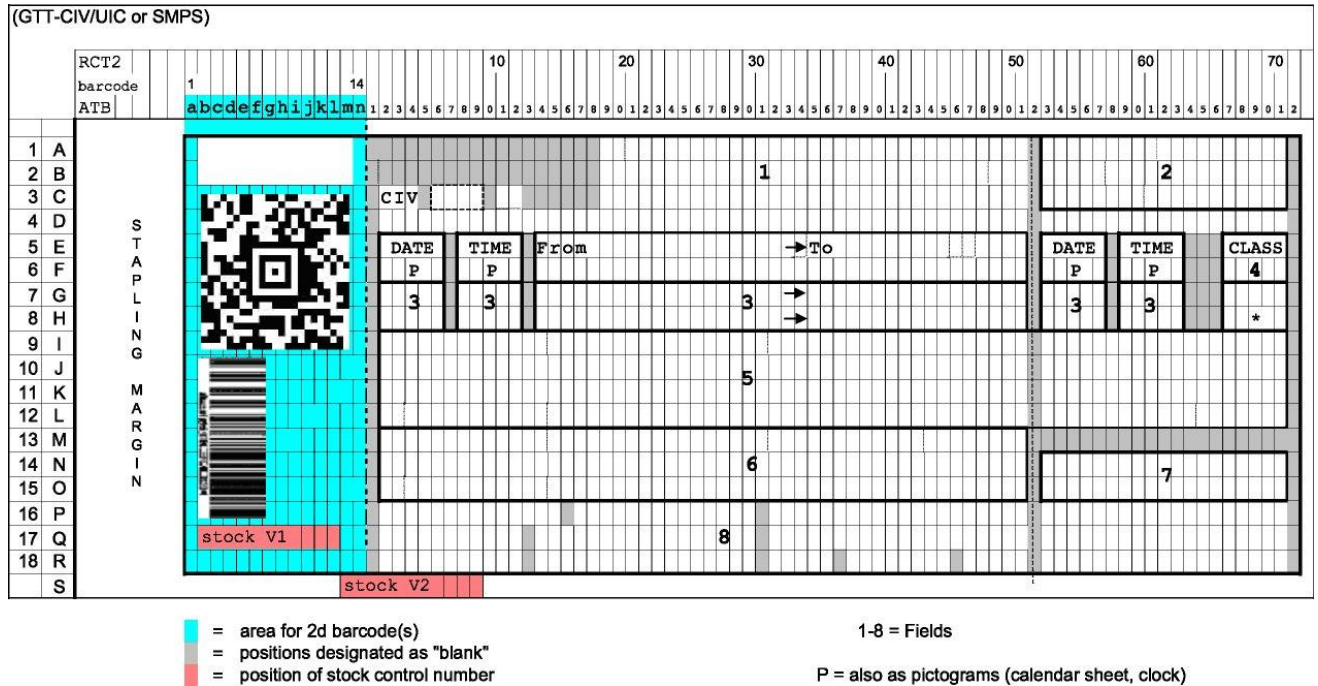
AZTEC



For technical details regarding the barcode generation, see UIC Leaflet 918-9.

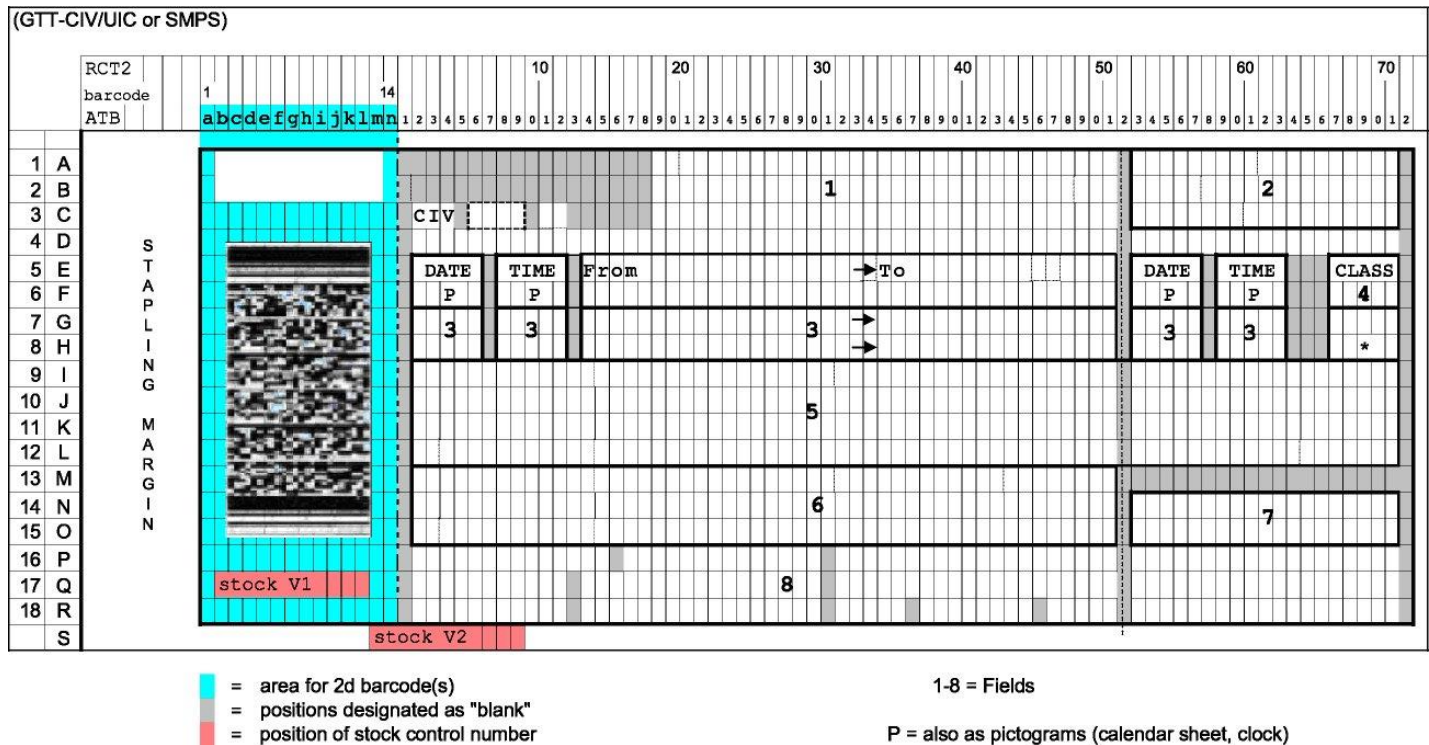
In the empty space, the RCT2 compressed ticket can contain one Aztec 2D barcode, including the information previously contained in the magnetic stripe, for check-in and after sales activities, plus encoded security data and, below, one 1D barcode for general purposes (see sample below) at the discretion of the Undertaking.

Issuing Railway indications on 2D barcode part - Solution 2 (one Aztec 2D barcode + one 1 D barcode)



In the empty space, the RCT2 compressed ticket can contain PDF417 barcode(s), replacing the information needed for check-in and after sales operation (former magnetic stripe), and containing additional encoded elements for security and verification process (see sample below).

Issuing Railway indications on 2D barcode part - Solution 3 (one PDF417 2D barcode)



The columns 1 to 72 are divided into 8 sectors (see point 2.2.2 - page xx). Field outlines may be pre-printed or printed by the terminal at the time of issue.

Some items of information, either pre-printed or printed by the terminal, can be represented by pictograms.

Where reference is made to elements of messages, UIC Leaflet 918-0 and TAP TSI technical document B.5 (see Bibliography - page xx) apply.

2D barcode(s): RCT2 compressed - details for barcodes

Solution 1

Rows C to I,

Columns a to m space dedicated to the printing of the Aztec 2D barcode

Rows J to P,

Columns a to m space dedicated to the printing of a "Z" made from asterisks

Solution 2

Rows C to I,

Columns a to m space dedicated to the printing of the Aztec 2D barcode

Rows J to P,

Columns a to m space dedicated to the printing of 1D barcode. Some space must be left between the two barcodes.

Solution 3

Rows C to P,

Columns a to m space dedicated to the printing of one or two PDF417 2D barcode(s) depending on the data to be mentioned (check-in/after sales; security features). (max width of the PDF417 2D barcode(s) is 27 mm)

3.2.3.1. Other specimens of grids indicating Fields, Rows and Columns

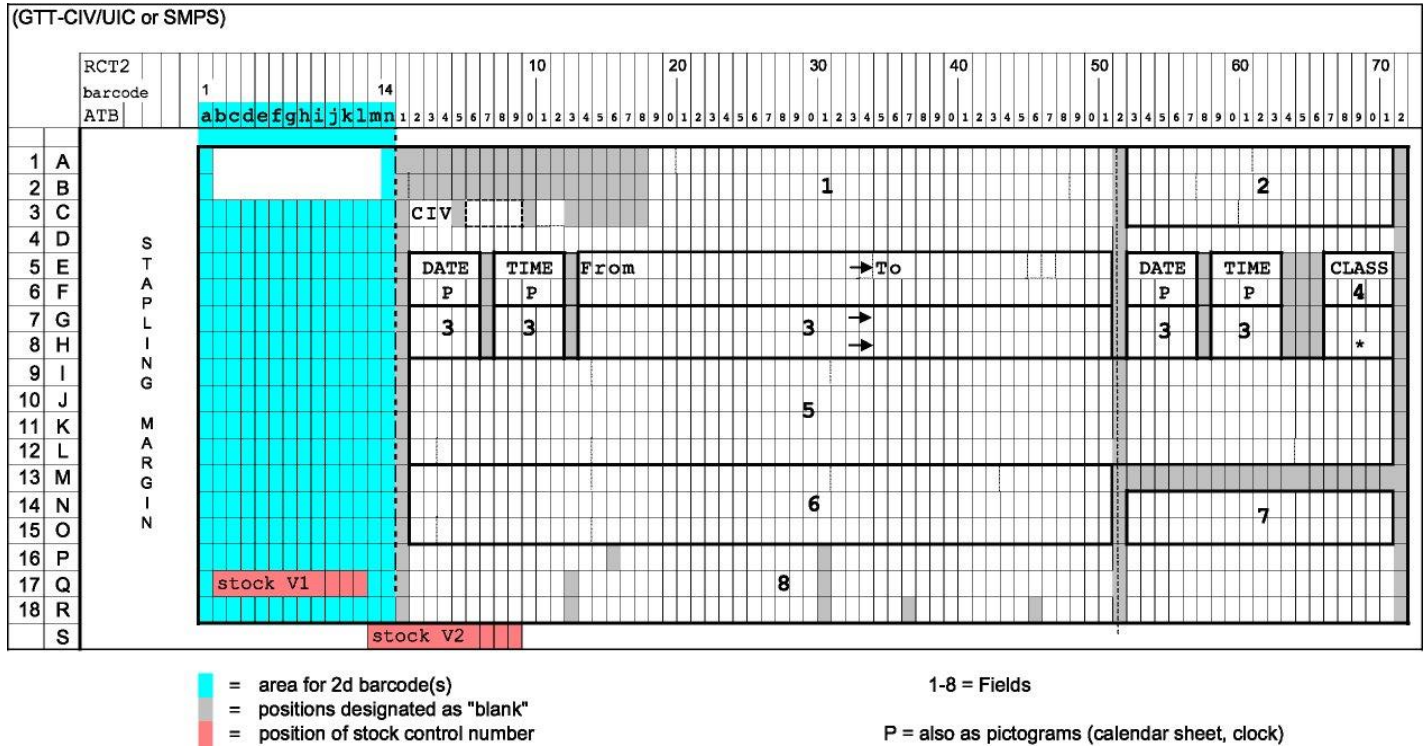
Issuing Railway indications on RCT2 part

(GTT-CIV/UIC or SMPS)

		RCT2 barcode	1 10 20 30 40 50 60 70																																																			
		ATB	1	2	3	4	5	6	7	8	9	0	1	2	3	4	5	6	7	8	9	0	1	2	3	4	5	6	7	8	9	0	1	2	3	4	5	6	7	8	9	0	1	2										
1	A	S T A P L I N G M A R G I N																																																				
2	B																																																					
3	C																														CIV																							
4	D																														1																							
5	E																														2																							
6	F																														DATE			TIME			From						→To			DATE			TIME			CLASS		
7	G																														P			P									P			P			4					
8	H																														3			3			3						3			3			*					
9	I																																																					
10	J																														5																							
11	K																																																					
12	L																																																					
13	M																																																					
14	N																														6																							
15	O																														7																							
16	P																																																					
17	Q																														stock V1														8									
18	R																																																					
19	S																													stock V2																								

- = area for 2d barcode(s)
 - = positions designated as "blank"
 - = position of stock control number
- 1-8 = Fields
P = also as pictograms (calendar sheet, clock)

Issuing Railway indications on 2D barcode part



3.2.4. Information common to all RCT2 documents

3.2.4.1. Commercial information

FIELD 7 Details of purchase currency and price per ticket

Row N Details of price in the national currency (**O**).

Columns 53 to 71 Indication: "PRICE" (**F**), since some currencies require more space than others to print prices in their national currency + 1 blank + currency acronym (**O**) + 1 blank + amount

There are no strict rules about column allocation, since the translation of the French word "PRIX" may require more than 4 characters in other languages. Furthermore, the space needed for the actual price may require fewer positions than the same amount expressed in another currency.

However, the following rules are mandatory:

- row N: columns 53 to 71 to be used,
- blank column to be left between each item of information in the following y: "PRICE"/blank/currency code of issuing country in ISO format (3 alphabetic characters)/blank/amount,
- amount to be printed with up to 2 decimal figures, flush right,

- columns not used for the price must be invalidated with at least two cancellation characters, i.e. ** or xx.

Or

- amount to be printed with up to 2 decimal figures, flush right,
- ISO currency acronym of the issuing country to be tied to amount being charged in a single string of characters (string with one blank space).

Column 72 Blank.

Row O Details of price in Euro € (**F, C**).

For the time being, this information is optional and conditional, since some Undertakings will enter this currency because of decisions taken by their national governments.

Since the indication "PRICE" is already printed for the currency of the country of issue, entering the ISO currency code (EUR) plus the amount flush right is enough. Cancellation characters must also be used to invalidate unused Columns (see Row N - page xx).

If not on FIELD 8 ROW R, if only one currency is printed, details of means of payment are obligatory (**O**) in ROW O.

Mandatory codes to use are:

CA = Cash

CB = Cashless payment

CC = Credit Card

CD = Debit Card

This code list is not exhaustive so more codes can be used.

Service fee has to be printed right aligned on row P.

3.2.4.2. Administrative information and fees, Version 1

FIELD 8

Row P

Column 1 Blank.

Columns 2 to 15 Booking number for seat/berth reservation.

Column 16	Blank.
Columns 17 to 30	PNR designation.
Column 31	Blank.
Columns 32 to 71	The service fees may be printed on a separate piece of paper. If not, it must be in this field, right aligned (F, C). ["Incl." or "Excl."] + ["SERVICE FEE" or "SURCHARGE"] + ["EUR" or national currency] + ["+" if excl.] + [fee amount].
Row Q	
Column 1	Blank.
<u>RCT2 classic</u>	
Columns 2 to 12	Stock control number (orange block) (C) depending on the security paper (see CIT MIRT)
<u>RCT2 compressed</u>	
Columns b to l	Stock control number (orange block). (C) depending on the security paper (see CIT MIRT)
Column 13	Blank.
Columns 14 to 30	Issuing office, 17 characters.
Column 31	Blank.
Columns 32 to 71	At the discretion of the issuing Undertaking.
Row R	
Column 1	Blank.
Columns 2 to 12	Serial number of issuing system/stock no.
Columns 13	Blank
Columns 14 to 30	Issuing office number or designation of service.
Column 31	Blank.
Columns 32 to 36	UIC code for issuing office.
Column 37	Blank.
Columns 38 to 45	Date of issue in the format: DDMMYY or DD.MM.YY or DD/MM/YY (DD = day, MM = month, YY = year).
Column 46	Blank.
Columns 47 to 51	Time of issue in the format: hh.mm or hh:mm or hhmm (h = hour, m = minute).
Column 52	Blank.
Columns 53 to 54	Means of payment (O) if not on ROW O.
Columns 55 to 66	At discretion of the Issuing Undertaking.

Row P:

Columns 2 to 15	Reservation reference number – Control number
Columns 17 to 26	PNR information

Row Q:

Columns 2 to 12	Stock control number (orange field) (C) depending on the security paper (see CIT MIRT)
Columns 14 to 30	Issuing office (17 characters)

Row R:

Columns 2 to 12	Accounting number of issuing system / control number of issuing office
Columns 14 to 26	number or department name
Columns 31 to 35	UIC code of issuing office
Columns 37 to 46	Date of issue
Columns 48 to 51	Time of issue

3.2.4.3. *Administrative information and fees, Version 2***FIELD 8**

Row P

Column 1	Blank.
Columns 2 to 27	At discretion of issuing Undertaking.
Column 28	Blank.
Columns 29 to 42	Booking number for seat/berth reservation.
Column 43	Blank.
Columns 44 to 71	The service fees may be printed on a separate piece of paper. If not, it must be in this field, right aligned (F, C). ["Incl." or "Excl."] + ["SERVICE FEE" or "SURCHARGE"] + ["EUR" or national currency] + ["+" if excl.] + [fee amount].

Row Q

Column 1	Blank.
Columns 2 to 27	At discretion of issuing Undertaking.
Column 28	Blank.

Columns 29 to 39	Serial number of issuing system.
Column 40	Blank.
Columns 41 to 51	At discretion of issuing Undertaking.
Column 52	Blank.
Columns 53 to 71	PNR designation.
Row R	
Column 1	Blank.
Columns 2 to 12	At discretion of issuing Undertaking.
Column 13	Blank.
Columns 14 to 27	Issuing office.
Column 28	Blank.
Columns 29 to 34	Date of issue in the format DDMMYY.
Column 35	Blank.
Columns 36 to 40	Time of issue in the format hh.mm or hh:mm or hhmm.
Column 41	Blank.
Columns 42 to 51	Issuing office no. or designation of service.
Column 52	Blank.
Columns 53 to 66	At discretion of issuing Undertaking.
Columns 67 to 71	Page numbering (F) (unique contract indication).

Row S

RCT2 classic

Columns 2 to 12 Stock control number (orange block) **(C)** depending on the security paper (see CIT MIRT)

RCT2 compressed

Columns b to l Stock control number (orange block). **(C)** depending on the security paper (see CIT MIRT)

1.1.1.1.2 Version 2 stock

3.3. Non integrated Reservation Ticket (NRT or Transport only)**3.3.1. Commercial information****FIELD 1**

Rows A/B

Column 1 Blank.

RCT2 classicColumns 2 to 14
Undertaking **(C)** Logo or designation of issuing Undertaking or [Issuer] + company code of the issuingRCT2 compressedColumns b to n, or 2 to 14
Undertaking **(C)** Logo or designation of issuing Undertaking or [Issuer] + company code of the issuing

Columns 15 to 18 Blank.

Rows A

Columns 19 to 51 RCT2 title "TICKET", flush left **(O) (T)**.

Rows B

Columns 19 to 51 RCT2 title (cont. from row A) for RUs required to enter this information in a second language **(C)**.

The translations in the other UIC languages are "BILLET" (FR), "FAHRSCHEIN" (DE), "BIGLIETTO" (IT)

Row C

Column 1 Blank.

Columns 2 to 12 RICS code of the issuing Undertaking, **(O)** and Abbreviation [AG] **(F)**, or equivalent, for tickets issued by travel agencies **(F)**. Unused column has to be blank. [CIV] **(O)** must be printed anywhere in this zone. CIV] **(O)** could be printed anywhere in this zone but it is recommended to print [CIV] in **Field 6**.If [CIV] is in **Field 6**, then [Issuer] must be printed before the RICS code of the issuing Undertaking.

Columns 13 to 52 Blank.

Row D

Column 1 Blank.

Columns 2 to 51 Details of validity of ticket, e.g.: "VALID (FROM/)" DD/MM/YYYY "TO/-" DD/MM/YYYY or "VALID (FROM/)" DD.MM.YYYY "(TO/-)" DD.MM.YYYY (DD = day, MM = month and YY or YYYY = year) **(O)**

RUs which cannot print the year using four figures may continue to use two.

Columns 52 to 72 Blank.

These columns are initially left blank. If additional information is required for market analysis or passenger loyalty schemes - "frequent traveller" (individual or corporate) for instance - it could be inserted here **(C)**.

FIELD 2 Information detailing passenger's full name plus number of adults and children

Row A

Columns 53 to 71	<p>Passenger's full name. This information generally relates to an "individual", "group" or "corporate" passenger and is entered flush left (C).</p> <p>Some Undertakings print the first name before the surname. This is a matter for the issuing Undertaking to decide. However, when the entry is too long, it is the first name that must be truncated so that the surname can be entered in full.</p>
Column 72	Blank.

Row B

Columns 53 to 71	<p>Number of adults indicated by a double-digit numeral. When only a single digit is required, this is preceded by either a zero or an asterisk, e.g. 01 or *1 (O).</p> <p>Number of adults to be followed by a blank (O). "ADULT". This does not need to be translated when entered in row B (O).</p>
Column 72	Blank.

Row C

Columns 53 to 71	<p>Number of children indicated by a double-digit numeral. When only a single digit is required, this is preceded either by a zero or an asterisk, e.g. 01 or *1 (O).</p> <p>Number of children to be followed by a blank (O). "CHILD(REN)" followed by their age if necessary. E.g. 01 CHILD 15 Y. This information does not need to be translated when entered in row C (O).</p> <p>In cases where there are more than one age group, the indication "CHILD(REN)" must be followed by the indication of their ages (O).</p> <p>Suitably equipped Undertakings may enter details on a child's age in field 6.</p> <p>NB: Details of child's age where this has a relevant importance on ticket inspection procedures for an Undertaking. The information to be entered depends on the issuing Undertaking.</p> <p>Assuming a 15-year-old passenger travels between France and Switzerland:</p> <ul style="list-style-type: none"> if the point of sale is in France, the following information is entered: "01 ADULTE 15 ANS". This 15-year-old passenger is considered an adult for the purposes of the SNCF, whilst Swiss Railway's staff can see that the passenger's age has been taken into account when establishing the fare (from the Swiss border); if the point of sale is in Switzerland and the ticket has been issued for a journey from Switzerland to France, the following information is entered: "01 ENFANT 15 ANS". Here, the passenger is considered a child by the SBB, while the entry indicates to French Railway's staff that the passenger's age (adult in France) is reflected in the price (from the French border).
------------------	--

Column 72 Blank.

FIELD 3 Details of departure and arrival stations together with dates and times of departure and arrival

Rows E/F Entry of invariable data

Column 1 Blank.

Columns 2 to 6 Details of date of departure, i.e. "DATE" or a suitable pictogram **(O)**. Where the word "DATE" is printed, it is not translated, since it always appears in this box.

Column 7 Blank.

Columns 8 to 12 Details of time of departure, i.e. "TIME" or a suitable pictogram **(O)**. Where the word "TIME" is printed, it is not translated, since it always appears in this box.

Column 13 Blank.

Columns 14 to 30 "DEPARTURE" or "FROM", flush left **(O)**.

Columns 31 to 34 Arrow pointing from left to right. This arrow can be symbolised by successive "dash" (-) and "greater than" (>) characters or, for RUs unable to print an arrow, by a dash **(F)**.

Columns 35 to 51 "ARRIVAL" or "TO", flush left **(O)**.

Column 52 Blank.

Columns 53 to 57 Details of date of arrival, i. e. "DATE" or a suitable pictogram **(O)**. Same comments concerning translation as for date of departure.

Column 58 Blank.

Columns 59 to 63 Details of time of arrival, i.e. "TIME" or a suitable pictogram **(O)**. Same comments concerning translation as for time of departure.

Columns 64 to 66 Blank.

Row G Entry of variable data for the outward journey

Column 1 Blank.

Columns 2 to 6 Invalidated with an asterisk **(O)**.

Column 7 Blank.

Columns 8 to 12 Invalidated with an asterisk **(O)**.

Column 13 Blank.

Columns 14 to 30 Name of departure station in 17 characters, flush left **(O)**.

Columns 31 to 34 Arrow pointing from left to right. This arrow can be symbolised by successive "dash" (-) and "greater than" (>) characters or, for RUs unable to print an arrow, by a dash **(O)**.

Columns 35 to 51 Name of arrival station in 17 characters, flush left **(O)**.

Column 52 Blank.

Columns 53 to 57 Invalidated with an asterisk **(O)**.

Column 58 Blank.

Columns 59 to 63 Invalidated with an asterisk **(O)**.

FIELD 4 Details of class of transport.

Field 4 is boxed off for more emphasis.

Rows E and F

Columns 67 to 71 "CLASS" **(O)**.

Column 72 Blank.

Row G

Columns 67 to 71 Detail of class, centered **(O)**.

Column 72 Blank.

FIELDS 3 and 4

Row H Entry of variable data for the return journey

Same information as for the outward journey. The same areas to be invalidated with an asterisk.

When a one way journey is involved, the columns reserved for departure and arrival stations are also to be invalidated with an asterisk **(O)**.

When a return journey is involved, class of transport is not to be indicated a second time and the relevant columns are left blank **(O)**.

FIELD 5 Details of itinerary on ticket and carrier(s)

Two types of entry of variable data are possible for Field 5:

Version 1

Rows I /J Details of itinerary for outward journey and carrier(s)

Row I

Column 1 Blank.

Columns 2 to 71 "OUTWARD: VIA", flush left + names of intermediate stations on the outward journey, each being preceded by the carrier's 4-digit company code **(O)**.

A blank will separate each carrier's code from each intermediate station's name. Other information related to the route could be added (eg "Diabolo included", "DB

Korridor",...). This information can be found in TAP TSI technical document B.1 series TCVS field 26.

These columns are not rigidly allocated, since their number may vary according to the language used. A blank must be left following "OUTWARD: VIA" or its equivalent.

Column 72	Blank.
Row J	
Column 1	Blank.
Columns 2 to 71	Carrier code and intermediate stations on the outward journey (cont.) (C) .
Column 72	Blank.

NB: "OUTWARD: VIA" may be replaced by "VIA ->".

Rows K and L Details of itinerary for the return journey and carrier(s)

Row K	
Column 1	Blank.
Columns 2 to 71	"RETURN: VIA", flush left + names of intermediate stations on the return journey, each being preceded by the carrier's 4-digit RICS code (O) . A blank will separate each carrier's code from each intermediate station's name. Other information related to the route could be added (eg "Diabolo included", "DB Korridor",...). This information can be found in TAP TSI technical document B.1 series TCVS field 26. These columns are not rigidly allocated, since their number may vary according to the language used. A blank column must be left following "RETURN: VIA". Where a one way journey is involved, the row has to be invalidated with 2 asterisks after the indication "VIA".
Column 72	Blank.
Row L	
Column 1	Blank.
Columns 2 to 71	RICS-code(s) of carrier(s) and intermediate stations on the return journey (cont.) (C) . Blank in the case of a one way journey.
Column 72	Blank.

NB : "RETURN: VIA" may be replaced by "VIA <-"

Version 2

When outward and return journey follow the same route, it is only necessary to print the itinerary once if the same carriers are being used for both outward and return journey.

Rows I/J/K/L

Column 1 Blank.

Columns 2 to 71 Entry of the term "VIA", flush left + names of intermediate stations of the outward journey, each being preceded by the 4-digit RICS code of the carrier for the journey to each of these stations **(O)**. Other information related to the route could be added (eg "Diabolo included", "DB Korridor",...). This information can be found in TAP TSI technical document B.1 series table TCVS field 26.

These columns are not rigidly allocated, since their number may vary according to the language used.

A blank must be left following "VIA" as well as between each carrier code and each station.

Column 72 Blank.

FIELD 6 Details of applicable tariff(s), special condition(s) of carriage, and carrier(s)

Rows M/N/O

Column 1 Blank.

Columns 2 to 3 Number of passengers per tariff used **(C)**.

The number of passengers can be indicated using a single or double-digit numeral, e.g. 1 or 01, given that the full two-digit numeral, e.g. 01, is already entered in field 2.

Column 4 Blank.

Columns 5 to 51 Tariff designation **(O)** + 1 blank + special comments relating to the tariff, e.g. "SUBJECT TO SPECIAL CONDITIONS" **(C)**.

Tariff designations can differ in length, while translation of special comments can also take up a greater or lesser amount of space; accordingly, the only definitive requirement is that a blank must be left between the number of passengers and the tariff designation and between the tariff designation and any special comment. GCC **(C)** or local translation (CGT, VPP...) must be printed anywhere in this zone if it's not already on the back of the ticket.

Column 52 Blank.

Row M

Column 37 Blank.

Columns 38 to 51 "CARRIER:" **(C) (F)** + Identification of carrier(s) for the journey with 4-digit RICS codes. These codes will be flush left and separated by blanks **(C) (F)**.

If not enough space, most important data to print are carrier code and then "CARRIER:"

Column 52 Blank.

FIELD 7 Details of purchase currency and price per ticket

3.4. Integrated Reservation Ticket (IRT or Transport and Reservation)

3.4.1. Commercial information

FIELD 1

Rows A/B

Column 1 Blank.

RCT2 classic

Columns 2 to 14 Logo or designation of issuing Undertaking or [Issuer] + company code of the issuing Undertaking **(C)**.

RCT2 compressed

Columns b to n, or 2 to 14 Logo or designation of issuing Undertaking or [Issuer] + company code of the issuing Undertaking **(C)**

Columns 15 to 18 Blank.

Rows A

Columns 19 to 51 RCT2 title "TICKET + RESERVATION", flush left **(O) (T)**.

Rows B

Columns 19 to 51 RCT2 title (cont. from row A) for RUs required to enter this information in a second language **(C)**.

The translations in the other UIC languages are "BILLET+RESERVATION" (FR), "FAHRSCHEIN+ RESERVIERUNG" (DE), "BIGLIETTO + PRENOTAZIONE" (IT)

Row C

Column 1 Blank.

Columns 2 to 12 RICS code of the issuing Undertaking, **(O)** and Abbreviation [AG] **(F)**, or equivalent, for tickets issued by travel agencies. Unused column has to be blank. [CIV] **(O)** must be printed anywhere in this zone but it is preferred to print [CIV] in **Field 6**.

If [CIV] is in **Field 6**, then [Issuer] must be printed before the company code of the issuing Undertaking.

Columns 13 to 18 Blank.

Columns 19 to 51 Commercial description of train. For example: EUROSTAR, OBB NightJet, THALYS... This information is to be printed flush left **(C)** or **(O)** as determined by the operator.

Column 52 Blank. For RUs operating with a detachable coupon at column 52, this position corresponds to the perforation.

Row D

Column 1 Blank.

Columns 2 to 51 Details of conditions for specific services. For example: "CHECK-IN" for EUROSTAR **(C)**; otherwise, blank.

Column 52 Blank.

Columns 53 to 72 Blank.

These columns are initially left blank. If additional information is required for market analysis or passenger loyalty schemes - "frequent traveller" (individual or corporate) for instance - it could be inserted here **(C)**.

FIELD 2 Information detailing passenger's full name plus number of adults and children

Row A

Columns 53 to 71 Passenger's full name. This information generally relates to an "individual", "group" ~~Undertakings~~ or "corporate" passenger and is entered flush left **(C)**.

Some RUs print the first name before the surname. This is a matter for the issuing RU to decide. However, when the entry is too long, it is the first name that must be truncated so that the surname can be printed in full.

Column 72 Blank.

Row B

Columns 53 to 71 Number of adults indicated by a double-digit numeral. Where only a single digit is required, this is preceded either by a zero or an asterisk, e.g. 01 or *1 **(O)**.

Number of adults to be followed by a blank **(O)**.

"ADULT". This does not need to be translated when entered in row B **(O)**.

Column 72 Blank.

Row C

Columns 53 to 71 Number of children indicated by a double-digit numeral. Where only a single digit is required, this is preceded either by a zero or an asterisk, e.g. 01 or *1 **(O)**.

Number of children to be followed by a blank **(O)**.

"CHILD(REN)". This is not translated when it appears in row C **(O)**.

In cases where there are more than one age group, the indication "CHILD(REN)" must be followed by the indication of their ages **(O)**.

NB: suitably equipped RUs may enter details of a child's age in field 6.

Column 72 Blank.

Or

Row B

Columns 53 to 71 Number of seats/berths indicated by a double-digit numeral. Where only a single digit is required, this is preceded either by a zero or an asterisk, e.g. 01 or *1 **(O)**.

Number of seats/berths is followed by a blank **(O)**.

Indication: "SEAT(S)/BERTH(S)". This does not need to be translated **(O)** - cf. element 23A of TAP TSI technical document B.5.

Column 72 Blank.

Row C

Columns 53 to 72 Blank.

FIELD 3 Details of route reserved together with dates and times of departure and arrival

Rows E/F Entry of non-variable data

Column 1 Blank.

Columns 2 to 6 Details of date of departure, i.e. "DATE" or a suitable pictogram
Where the word "DATE" is printed, it is not translated, since it always appears in this box.

Column 7 Blank.

Columns 8 to 12 Details of time of departure, i.e. "TIME" or a suitable pictogram-
Where the word "TIME" is printed, it is not translated, since it always appears in this box.

Column 13 Blank.

Columns 14 to 30 "DEPARTURE" or "FROM", flush left **(O)**.

Columns 31 to 34 Arrow pointing from left to right. This arrow can be symbolised by successive "dash" (-) and "greater than" (>) characters or, for RUs unable to print an arrow, by a dash **(F)**.

Columns 35 to 51 "ARRIVAL" or "TO", flush left **(O)**.

Column 52 Blank.

Columns 53 to 57 Details of date of arrival, i.e. "DATE" or a suitable pictogram
Same comments concerning translation as for date of departure.

Column 58 Blank.

Columns 59 to 63 Details of time of arrival, i.e. "TIME" or a suitable pictogram
Same comments concerning translation as for time of departure.

Columns 64 to 66 Blank.

Row G Entry of variable data

Column 1 Blank.

Columns 2 to 6 Date of departure in the DD/MM or DD.MM format (DD = day, MM = month) cf. element 21A of TAP TSI technical document B.5 **(O)**.

Column 7 Blank.

Columns 8 to 12 Time of departure in the hh.mm format (h = hours, m = minutes) or hh:mm within the 24-hour system - cf. element 41A of TAP TSI technical document B.5 **(O)**.

Column 13 Blank.

Columns 14 to 30 Name of departure station in 17 characters, flush left **(O)**.

Columns 31 to 34	Arrow pointing from left to right. This arrow can be symbolised by successive "dash" (-) and "greater than" (>) characters or, for RUs unable to print an arrow, by a dash (F) .
Columns 35 to 51	Name of arrival station in 17 characters, flush left (O) .
Column 52	Blank.
Columns 53 to 57	Date of arrival in the DD/MM or DD.MM format (DD = day, MM = month) - cf. element 21H of TAP TSI technical document B.5 (C) .
Column 58	Blank.
Columns 59 to 63	Time of arrival in the hh.mm or hh:mm format (h = hours, m = minutes) with the 24-hour system being used - cf. element 41 H of TAP TSI technical document B.5 (C) .
Columns 64	Blank.

FIELD 4 Details of class or service category of transport.

Field 4 is boxed off for more emphasis.

Rows E/F

Columns 67 to 71	"CLASS" (O) .
Column 72	Blank.

Row G

Columns 67 to 71	Details of class, centered (C) . If no indication of class is transmitted by the issuing system, these columns are left blank or invalidated with asterisks - cf. element 24 of TAP TSI technical document B.5.
Column 72	Blank.

FIELD 3 and 4

Row H

Column 1	Blank.
Columns 2 to 71	Invalidation of columns reserved for the return journey by means of an asterisk or the letter x, as shown on the "Ticket + Reservation" RCT2 specimen (see point 2.5.1 - page XXX). These columns may, however, be used in traffic between partner Undertakings for passenger service entries - cancellation of a ticket for subsequent refunding, for example.
Column 72	Blank.

FIELD 5 Details of train, coach and seats/berths reserved

Row I

Column 1	Blank.
Columns 2 to 6	"TRAIN" or corresponding pictogram, flush left (O) .
Column 7	Blank.
Columns 8 to 12	Train number, flush right (O) .
Column 13	Blank.
Columns 14 to 16	Train category, flush right - cf. element 48 of message 918-1 (C) .
Column 17	Blank.
Columns 18 to 25	"COACH", flush left (O) .
Column 26	Blank.
Columns 27 to 29	Coach number, flush right (O) .
Columns 30 to 32	Blank.
Columns 33 to 47	"SEAT", "COUCHETTE" or "SLEEPING BERTH", flush left (C) .
Column 48	Blank.
Columns 49 to 71	Numbering of seat(s)/berth(s) booked (O) . "SEATING IF AVAILABLE" in the event of overbooking (C) .
Column 72	Blank.

Row J

Columns 1 to 32	Blank.
Columns 33 to 71	Numbering of seats/berths booked (see Row I - page xx) (C) .
Column 72	Blank.

Row K/L

Column 1	Blank.
Columns 2 to 71	"SMOKING" or "NON SMOKING" (F) ; the type of compartment booked - cf. element 51 of TAP TSI technical document B.5 (O) ; Numbering of seats/berths booked (see Row I - page xx) (C) or else the indication "UPPER", "MIDDLE", "LOWER", "WINDOW", "MIDDLE", "CORRIDOR" or "SOLO WINDOW" (O) . When entering the number of seats/berths booked, RUs have the choice of using a single or a double-digit numeral (e.g. 1 WINDOW or 01 WINDOW).
Column 72	Blank.

FIELD 6 **Details of applicable tariff(s), and any special condition(s) of carriage, and of carrier(s)**

Rows M/N/O

Column 1	Blank.
Columns 2 to 3	Number of passengers per tariff used (C) , since this depends on the number of passengers per ticket, i.e. whether ticketing is individual or global. In the case of individual ticketing this information is optional.

The number of passengers can be indicated using a single or 2-digit numeral, e.g. 1 or 01, given that the full two-digit numeral, e.g. 01, is already entered in field 2.

Column 4

Blank.

Columns 5 to 36

Tariff designation (**O**), since the tariff designation is obligatory only where it differs from the Full Tariff + 1 blank + special comments relating to the tariff, e.g. "ISSUED SUBJECT TO CONDITIONS" (**C**).

Tariff designations can differ in length, while translation of special comments can also take up a greater or lesser amount of space; accordingly, the only definitive requirement is that a blank column be left between the number of passengers and the tariff designation and between the tariff designation and any special comment.

Column 37

Blank.

Columns 38 to 51

GCC (**C**) or SCC or local translation (CGT, VPP,...) must be printed in first position in this zone if it's not already on the back of the ticket + "CARRIER:" (**C**) + Identification of carrier(s) for the journey with 4-digit company codes, cf. element 79 of message 918-1. These codes will be flush left and separated by blanks (**O**).

If not enough space, most important data to print are carrier code then GCC and then "CARRIER:"

Column 52

Blank.

FIELD 7 Details of purchase currency and price per ticket

The General Conditions of Carriage apply (see point 2.2.4.1 - page xx).

3.4.2. Administrative information

FIELD 8

The details required are printed.

3.4.3. Specimens of RCT2 "IRT"

3.4.3.1. RCT2 IRT Non compressed

(CIV-GTT-CIV/UIC or SMPS)

0										10										20										30										40										50										60										70									
1	2	3	4	5	6	7	8	9	0	1	2	3	4	5	6	7	8	9	0	1	2	3	4	5	6	7	8	9	0	1	2	3	4	5	6	7	8	9	0	1	2	3	4	5	6	7	8	9	0	1	2	3	4	5	6	7	8	9	0	1	2	3	4	5	6	7	8	9	0	1	2	3	4	5	6	7	8	9	0
RCT2																																																																															
RTB2																																																																															
1	A																																																																														
2	B																																																																														
3	C																																																																														
4	D																																																																														
5	E																																																																														
6	F																																																																														
7	G																																																																														
8	H																																																																														
9	I																																																																														
10	J																																																																														
11	K																																																																														
12	L																																																																														
13	M																																																																														
14	N																																																																														
15	O																																																																														
16	P																																																																														
17	Q																																																																														
18	R																																																																														

- = Logo / name of ticket bearer
- = Positions are designated as "blank" in UIC Leaflet 918-2
- = Orange field for stock control number

1.1.1.1 RCT2 IRT compressed

30		🕒		Z/VON/DE	DO/NACH/A	30		🕒		TR. KL.	
16.05	10:23	PARIS LYON	ZUERICH HB	16.05	14:26	2					
*	*	*****	*****	*	*	*					
VLAK/ZUG 09211 TGV VAGON/WAGEN 018 MIESTENKA/SITZPLATZ 68											
nefajciar/Nichtraucher OKNO/FENSTER											
01 Globalna cena dospelý / Globalpreis ErwachsenerDOPRAVCA / BEFORDERER 1187 1185											
Celkom hotovost CA											
EUR *****181.00											
875906856906				4017016001602464				16.02.18 09:05 Košice			
0003849450											
00038494503											

3.5. Group ticket (GRT)

There are two versions:

Version 1: Group ticket plus complementary coupon and countermarks

Version 2: Group ticket and complementary coupon combined plus countermarks

Description: Separate issue of ticket (and in the case of version 1, of the complementary coupon), countermarks and reservation document. It is accordingly planned to issue, in addition to the "Reservation" document:

Version 1:

- a "group ticket",
- a "complementary coupon for group ticket No. :",
- a "countermark for group ticket No. :".

Version 2:

- a "group ticket",
- a "countermark for group ticket No. :".

3.5.1. Group ticket with complementary coupon and countermark - Version 1

Description: This is ~~effectively~~ legally the contract of carriage. It is ~~retained~~ received by the head of the group.

3.5.1.1. Commercial information

FIELD 1

Rows A/B

Column 1	Blank.
<u>RCT2 classic</u>	
Columns 2 to 14 Undertaking (C) .	Logo or designation of issuing Undertaking or [Issuer] + RICS code of the issuing
<u>RCT2 compressed</u>	
Columns b to n, or 2 to 14 Undertaking (C)	Logo or designation of issuing Undertaking or [Issuer] + RICS code of the issuing
Columns 15 to 18	Blank.
Rows A	
Columns 19 to 39	"GROUP TICKET", flush left (O) (T) .
Columns 40 to 51	"HEAD OF GROUP", flush left (F) .
Rows B	
Columns 19 to 39	Ticket title (cont. from row A) for Undertakings required to enter this in a second language (C) . The translations in the other UIC languages are "BILLET DE GROUPE" (FR), "GRUPPENFAHRSCHEIN" (DE), "BIGLIETTO DI GRUPPO" (IT)
Columns 40 to 51	"GROUP NAME", flush left (F) .
Row C	
Column 1	Blank.
Columns 2 to 12	company code of the issuing Undertaking, (O) and Abbreviation [AG] (F) , or equivalent, for tickets issued by travel agencies. Unused column has to be blank. [CIV] (O) must be printed anywhere in this zone.
Column 13 to 39	Blank.
Columns 40 to 51	"GROUP MEMBERS" or "TOTAL", flush left (F) .
Column 52	Blank.
Row D	
Column 1	Blank.
Columns 2 to 51	Details of ticket's validity in the format: "VALID (FROM/;) DD/MM/YYYY (TO/-) DD/MM/YYYY" or "VALID (FROM/;) DD.MM.YYYY (TO/-) DD.MM.YYYY" (DD = day, MM = month and YY or YYYY = year) (O) . RUs that cannot print the year in 4 numerals may continue to use 2.
Columns 52 to 72	Blank

FIELD 2

Nota : Rows A/B can be reversed if no other technical solution is possible.

Row A

Columns 53 to 71 Head of group's full name **(C)**.
Some Undertakings print the first name before the surname. This is a matter for the issuing Undertaking to decide. However, when the entry is too long, it is the first name that must be truncated so that the family name can be entered in full.

Column 72 Blank.

Row B

Columns 53 to 71 Name of the group **(O)**.

Column 72 Blank.

Row C

Columns 53 to 71 Total number of passengers, using three numerals. Where only two characters are required, the number is preceded by a zero or an asterisk, e.g. 098 or *98 **(O)**.

Column 72 Blank.

FIELD 3 Details of departure and arrival stations together with dates and times of departure and arrival

Rows E/F Entry of invariable data

Rows G/H Entry of variable data for the outward journey

Same information as for the RCT2 "TICKET".

FIELD 4

Rows E/F/G/H Same information as for the RCT2 "TICKET".

FIELD 5 Details of itinerary on ticket and carrier(s)

Rows I/J/K/L Same information as for the RCT2 "TICKET".

FIELD 6 Details of applicable tariff(s) and special condition(s) of use

Rows M/N/O

Column 1 Blank.

Columns 2 to 4 Number of passengers per tariff used **(O)**.

When an "individual" tariff applies to a group in which all members are granted the same concessionary rate, the number of passengers can be indicated with one, two or three numerals, e.g. 9, 09 or 009, given that the full three-digit numeral, e.g. 009, is already entered in field 2.

When a "group" tariff applies, only details of the group category are entered.

Column 5

Blank.

Columns 6 to 51

Tariff designation **(O)** + 1 blank + special comment relating to the tariff **(C)**.

For tariff classification of a single-status group, one of the following categories is entered as applicable:

- "GROUP 6 TO 24",
- "GROUP 25 AND OVER",
- other types of group depending on the service involved.

NB: the above numbers 6, 24, 25 refer to passenger number, not to their age.

Column 52

Blank.

Row M

Columns 53 to 72

Blank.

FIELD 7 **Details of purchase currency and price per ticket.**

The General Conditions of Carriage apply (see point 2.2.4.1 - page xx).

3.5.1.2. Administrative information

FIELD 8

The details required are printed.

3.5.2. Complementary coupon

Description: This coupon gives precise details on the composition of the group. It is not a ticket. The coupon is stapled to the "group ticket" and must be kept by the head of the group.

When a group ticket is issued under the terms of an individual tariff, no complementary coupon is issued.

3.5.2.1. Commercial information

FIELD 1

Rows A/B

Column 1	Blank.
<u>RCT2 classic</u>	
Columns 2 to 14 Undertaking (C) .	Logo or designation of issuing Undertaking or [Issuer] + company code of the issuing
<u>RCT2 compressed</u>	
Columns b to n, or 2 to 14 Undertaking (C)	Logo or designation of issuing Undertaking or [Issuer] + company code of the issuing
Columns 15 to 18	Blank.
Rows A	
Columns 19 to 39	RCT2 title "COMPLEMENTARY COUPON", flush left (O) (T) .
Columns 40 to 51	"HEAD OF GROUP", flush left (F) .
Rows B	
Columns 19 to 39	Ticket title (cont. from row A) for Undertakings required to enter this in a second language (C) . The translations in the other UIC languages are "COUPON COMPLEMENTAIRE" (FR), "ZUSATZSCHEIN" (DE), "BIGLIETTO DI GRUPPO" (IT)
Columns 40 to 51	"GROUP NAME", flush left (F) .
Row C	
Columns 1 to 52	Blank.
Row D	
Column 1	Blank.
Columns 2 to 51	"VALID ONLY IN CONJUNCTION WITH GROUP TICKET No...." followed by the ticket control number or the system-generated issue number (O) (The "system-generated issue number" is a number created by the issuer in order to identify the ticket for accounting or control purposes, it is not standardised and is only meaningful for the issuer).
Columns 52 to 72	Blank.

FIELD 2

Row A	
Columns 53 to 71	Full name of head of group (C) . Some Undertakings print the first name before the surname. This is a matter for the issuing Undertaking to decide. However, when the entry is too long, it is the first name that must be truncated so that the surname can be entered in full.
Column 72	Blank.

Row B

Columns 53 to 71	Name of group (O) .
Column 72	Blank.
Row C	
Columns 1 to 52	Blank.
Columns 53 to 71	Total number of passengers, using three numerals. Where only two characters are required the number is preceded by a zero or an asterisk, e.g. 098 or *98 (O) .
Column 72	Blank.

FIELD 3 Details of departure and arrival stations together with dates and times of departure and arrival

Rows E/F/G/H Same information as for the RCT2 "group ticket".

FIELD 4

Rows E/F/G/H Same information as for the RCT2 "group ticket".

FIELD 5 Details of composition of group

Rows I/J/K/L

Columns 2 to 71 Classification of data, showing the number of passengers per category, the title of the corresponding passenger category and the unit price per passenger. The sum in the national currency (3-digit ISO code) is to be displayed for bonus passenger(s) e.g. EUR 0000,00. Each row filled is referred to as a segment. It is possible to print 8 data segments in field 5.

Where more than 8 segments are involved, an additional complementary coupon will be required.

If several passenger categories are involved, they are listed in the following order:

- "ADULTS",
- "YOUTHS",
- "CHILDREN" + age bracket 1,
- "CHILDREN" + age bracket 2,
- "CHILDREN" + age bracket N,

This list is not exhaustive, since some services may have further passenger classifications.

Column 72 Blank.

FIELD 6 Details of applicable tariff(s) and special condition(s) of use

Rows M/N/O Same information as for the RCT 2 "group ticket".

FIELD 7 Details of purchase currency and ticket price***Pre-printed RCT2 document***

Row N Details of price in the national currency.

Columns 53 to 71 Indication "PRICE", pre-printed + invalidation of relevant columns with asterisks **(O)**.

Row O

Columns 53 to 71 Details of price in Euro + invalidation of relevant columns with asterisks **(O)**.

Blank RCT2 document (blank-to-blank ticket)

Rows N/O

Columns 53 to 71 Do not print field 7.

3.5.2.2. Administrative information**FIELD 8**

The General Conditions of Carriage apply (see points 2.2.4.2 - page xx or 2.2.4.3 - page xx).

The details required are printed.

3.5.3. Countermark

Description: One countermark is distributed to each group member except the head of the group, who receives the "group ticket".

It is an unpriced RCT2 document which does not mention details on the route.

NB: It is recommended to issue countermarks later on, since clients often need to alter the number of passengers prior to departure. In such cases, the sales terminal is used in the same way as a typewriter. The issuing RU may adopt alternative technical solutions.

3.5.3.1. Commercial information**FIELD 1**

Rows A/B

Column 1 Blank.

RCT2 classic

Columns 2 to 14 Logo or designation of issuing Undertaking or [Issuer] + company code of the issuing Undertaking **(C)**.

RCT2 compressed

Columns b to n, or 2 to 14 Undertaking (C)	Logo or designation of issuing Undertaking or [Issuer] + company code of the issuing
Columns 15 to 18	Blank.
Rows A	
Columns 19 to 39	Ticket title "COUNTERMARK", flush left (O, T) .
Columns 40 to 51	"HEAD OF GROUP", flush left (F) .
Rows B	
Columns 19 to 39	Ticket title (cont. from row A) for Undertakings required to enter this in a second language (C) .
	The translations in the other languages are "CONTREMARQUE" (FR), "TEILNEHMERKARTE" (DE), "CONTROMARCA" (IT)
Columns 40 to 51	"GROUP NAME", flush left (F) .
Column 52	Blank.
Row C	
Column 1	Blank.
Columns 2 to 12	RICS code of the issuing Undertaking, (O) and Abbreviation [AG] (F) , or equivalent, for tickets issued by travel agencies. Unused column has to be blank. [CIV] (O) must be printed anywhere in this zone.
Columns 13 to 52	Blank.
Row D	
Column 1	Blank.
Columns 2 to 51	"VALID ONLY IN CONJUNCTION WITH GROUP TICKET No....." (O) followed by the ticket control number or a system-generated electronic issue number.
Columns 52 to 72	Blank.

FIELD 2 Full name of head of group plus name of group

Row A	
Columns 53 to 71	Full name of head of group (C) . Some RUs print the first name before the surname. This is a matter for the issuing Undertaking to decide. However, where the entry is too long, it is the first name that must be truncated so that the surname can be entered in full.
Column 72	Blank.
Row B	
Columns 53 to 71	Name of group (O) .
Column 72	Blank.

Row C

Columns 53 to 72 Blank - no details of overall number of travellers **(O)**.

FIELD 3 Details of departure and arrival stations together with dates and times of departure and arrival.

Rows E/F Same information as for the RCT2 "TICKET".

Rows G/H Same information as for the RCT2 "SUPPLEMENT 2", cf 2.9.3 (all details to be indicated with an asterisk).

FIELD 4

Rows E/F

Columns 67 to 71 "CLASS" **(O)**.

Column 72 Blank.

Row G

Columns 67 to 71 Details of class, centered **(O)**.

Column 72 Blank.

FIELD 5

Rows I/J/K/L

Columns 1 to 72 Blank.

FIELD 6 Details of applicable tariff(s) and special condition(s) of use

Rows M/N/O

Columns 1 to 52 Blank.

FIELD 7 Details of purchase currency and ticket price

Pre-printed RCT2 document

Row N Details of price in the national currency.

Columns 53 to 71 "PRICE", pre-printed + invalidation of relevant columns with asterisks **(O)**.

Row O

Columns 53 to 71 Details of price in Euro + invalidation of relevant columns with asterisks (**O**).

Blank RCT2 document (blank-to-blank ticket)

Rows N/O

Columns 53 to 71 Field 7 not to be printed.

3.5.3.2. Administrative information

FIELD 8

The General Conditions of Carriage apply (see points 2.2.4.1 - page xx).

The required details are printed.

Countermarks are not numerically interlinked.

NB: the same information must feature on the "RESERVATION" document as on its equivalent for individual passengers. However, 3 digits must be used for the passenger total.

3.5.4. Specimens of RCT2 Group Ticket (Version 1)

3.5.4.1. Specimen RCT2 "GRT"

(CIV-GTT-CIV/UIC or SMPS)

0				1 0					2 0					3 0					4 0					5 0					6 0					7 0												
1	2	3	4	5	6	7	8	9	0	1	2	3	4	5	6	7	8	9	0	1	2	3	4	5	6	7	8	9	0	1	2	3	4	5	6	7	8	9	0	1	2	3	4	5	6	7
RCT2				0				1 0						2 0					3 0					4 0					5 0					6 0					7 0							
ATB2				1	2	3	4	5	6	7	8	9	0	1	2	3	4	5	6	7	8	9	0	1	2	3	4	5	6	7	8	9	0	1	2	3	4	5	6	7	8	9	0	1	2	
1	A	GROUP TICKET												HEAD OF GROUP:			ROTH WOLFGANG																													
2	B	CIV												GROUP NAME:			UIC TAG WORK. GP																													
3	C	VALID:												TOTAL:			012																													
4	D	01. 01. 2000 - 29. 02. 2000																																												
5	E	DATE	TIME	FROM												→	TO												DATE	TIME	CLASS															
6	F	*	*	BERN WEISSENBUHL												→	MÜNCHEN HBF												*	*	2															
7	G	*	*	MÜNCHEN HBF												→	BERN WEISSENBUHL												*	*	*															
8	H	VIA <1185>*OLTEN*ZÜRICH*RORSCHACH-ST.MARGRETHEN<1181>LINDAU HBF<1080>																																												
9	I	(MEMMINGEN/KEMPTEN)*****																																												
10	J																																													
11	K																																													
12	L																																													
13	M	GROUP 6- 24																																												
14	N	SWITZERLAND* GERMANY SAVER																																												
15	O																																													
16	P																																													
17	Q																																													
18	R																																													

- = Logo / name of ticket bearer
- = Positions are designated as "blank" in UIC Leaflet 918-2
- = Orange field for stock control number

Rows B

Columns 19 to 39 Ticket title (cont. from row A) for Undertakings required to enter this in a second language **(C)**.

The translations in the other UIC languages are "BILLET DE GROUPE" (FR), "GRUPPENFAHRSCHEIN" (DE), "BIGLIETTO DI GRUPPO" (IT)

Columns 40 to 51 "GROUP NAME", flush left **(F)**.

Column 52 Blank.

Row C

Column 1 Blank.

Columns 2 to 12 RICS code of the issuing Undertaking, **(O)** and Abbreviation [AG] **(F)**, or equivalent, for tickets issued by travel agencies. Unused column has to be blank. [CIV] **(O)** must be printed anywhere in this zone.

Columns 13 to 39 Blank.

Columns 40 to 51 "GROUP MEMBERS" or "TOTAL", flush left **(F)**.

Column 52 Blank.

Row D

Column 1 Blank.

Columns 2 to 51 Details of ticket's validity in the format:

"VALID (FROM/;) DD/MM/YYYY (TO/-) DD/MM/YYYY" or "VALID (FROM/;) DD.MM.YYYY (TO/-) DD.MM.YYYY" (DD = day, MM = month and YY or YYYY = year) **(O)**.

RUs which cannot print the year in 4 numerals may continue to use 2.

Columns 52 to 72 Blank.

FIELD 2

NB: Rows A/B can be reversed if no other technical solution is possible

Row A

Columns 53 to 71 Head of group's full name **(C)**.

Some Undertakings print the first name before the surname. This is a matter for the issuing Undertaking to decide. However, when the entry is too long, it is the first name that must be truncated so that the surname can be entered in full.

Column 72 Blank.

Row B

Columns 53 to 71 Name of group **(O)**.

Column 72 Blank.

Row C

Columns 53 to 71 Total number of passengers, including any bonus passenger, using three numerals. Where only two characters are required the number is preceded by a zero or an asterisk, e.g. 098 or *98 **(O)**.

Column 72 Blank.

FIELD 3 Details of departure and arrival stations together with dates and times of departure and arrival.

Rows E/F Entry of non-variable data

Rows G/H Entry of variable data for the outward journey

Same information as for the RCT2 "TICKET".

FIELD 4

Rows E/F/G/H Same information as for the RCT2 "TICKET".

FIELD 5 Details of itinerary on ticket

Rows I/J/K/L Same information as for the RCT2 "TICKET".

FIELD 6 Details of applicable tariff(s), special condition(s) of use and composition of the group

Row M

Column 1 Blank.

Columns 2 to 51 Number of passengers per tariff used **(O)**.

When an "individual" tariff applies to a group, the number of passengers can be indicated using one, two or three numerals, e.g. 9, 09 or 009, given that the full three-digit numeral, e.g. 009, is already entered in Field 2.

When a "group" tariff applies, only the details of the group category are entered + 1 blank + special comment relating to the tariff **(C)**.

For tariff classification of a single-status group, one of the following is entered as applicable:

- "GROUP 6 TO 24",
- "GROUP 25 AND OVER",
- "YOUTH GROUP",
- other types of group depending on the service involved.

For tariff classification of a mixed group, one of the following is entered as applicable:

- "GROUP 6 TO 24/YOUTH",

- "GROUP 25 AND OVER/YOUTH".

Column 52 Blank.

Rows N/O

Column 1 Blank.

Columns 2 to 51 Classification of data, showing the number of passengers per category, the title of the corresponding passenger category and the unit price per passenger. The sum in the national currency (3-digit ISO code) is to be displayed for bonus passenger(s), e.g. EUR 0000, 00. Each row filled is referred to as a segment. It is possible to print 4 data segments in field 6.

When more than 4 segments are involved, an additional complementary coupon will be required.

If several passenger categories are involved, they are listed in the following order:

- "ADULTS",
- "YOUTHS",
- "CHILDREN" + age bracket 1
- "CHILDREN" + age bracket 2
- "CHILDREN" + age bracket N,
- "COURIERS",
- "BONUS PASSENGERS".

This list is not exhaustive, since some services may have further passenger classifications.

Column 52 Blank.

FIELD 7 Details of purchase currency and price per ticket

The General Conditions of Carriage apply (see point 2.2.4.1 - page xx).

3.5.5.2. Administrative information

FIELD 8

The General Conditions of Carriage apply (see points 2.2.4.2 - page xx or 2.2.4.3 - page xx).

The details required are printed.

3.5.6. Countermark

Description: One countermark is distributed to each group member except to the head of the group, who receives the "GROUP TICKET".

It is an unpriced RCT2 document which does not mention details on the route.

NB: it is recommended to issue countermarks later on, since clients often need to alter the number of passengers prior to departure. In such cases, the sales terminal is used in the same way as a typewriter. The issuing Undertakings may adopt alternative technical solutions.

3.5.6.1. Commercial information

FIELD 1

Rows A/B

Column 1 Blank.

RCT2 classic

Columns 2 to 14
Undertaking **(C)** Logo or designation of issuing Undertaking or [Issuer] + company code of the issuing

RCT2 compressed

Columns b to n, or 2 to 14
Undertaking **(C)** Logo or designation of issuing Undertaking or [Issuer] + company code of the issuing

Columns 15 to 18 Blank.

Rows A

Columns 19 to 39 Ticket title "COUNTERMARK", flush left **(O, T)**.

Columns 40 to 51 "HEAD OF GROUP", flush left **(F)**.

Rows B

Columns 19 to 39 Ticket title (cont. from row A) for Undertakings required to enter this in a second language **(C)**.

The translations in the other UIC languages are "CONTREMARQUE" (FR), "TEILNEHMERKARTE" (DE), "CONTROMARCA" (IT)

Columns 40 to 51 "GROUP NAME", flush left **(F)**.

Column 52 Blank.

Row C

Column 1 Blank.

Columns 2 to 12 RICS code of the issuing Undertaking **(O)** and Abbreviation [AG] **(F)**, or equivalent, for tickets issued by travel agencies. Unused column has to be blank. [CIV] **(O)** must be printed anywhere in this zone.

Columns 13 to 52 Blank.

Row D

Column 1 Blank.

Columns 2 to 51 "VALID ONLY IN CONJUNCTION WITH GROUP TICKET No." **(O)** followed by the ticket control number or a system-generated issue number.

Columns 52 to 72 Blank.

FIELD 2 Full name of head of group plus name of group

Row A

Columns 53 to 71 Full name of head of group **(C)**.
Some Undertakings print the first name before the surname. This is a matter for the issuing Undertaking to decide. However, when the entry is too long, it is the first name that must be truncated so that the surname can be entered in full.

Column 72 Blank.

Row B

Columns 53 to 71 Name of group **(O)**.

Column 72 Blank.

Row C

Columns 53 to 72 Blank. **(O)**.

FIELD 3 Details of departure and arrival stations together with dates and times of departure and arrival

Rows E/F

Same information as for the RCT2 "TICKET"

Rows G/H

Same information as for the RCT2 "SUPPLEMENT 2" ", cf 2.9.3 (all details to be indicated with an asterisk).

FIELD 4

Rows E/F

Columns 67 to 71 "CLASS" **(O)**.

Column 72 Blank.

Row G

Columns 67 to 71 Detail of class, centered **(O)**.

Column 72 Blank.

FIELD 5

Rows I/J/K/L

Columns 1 to 72 Blank.

FIELD 6 Details of applicable tariff(s) and special condition(s) of use

Rows M/N/O

Columns 1 to 52 Blank.

FIELD 7 Details of purchase currency and ticket price

Pre-printed RCT2 document

Row N Details of price in the national currency.

Columns 53 to 71 "PRICE" pre-printed + invalidation of relevant columns with asterisks **(O)**.

Row O

Columns 53 to 71 Details of price in Euro.

Invalidation with asterisks of columns earmarked for amount **(O)**.

Blank RCT2 document (blank-to-blank ticket).

Rows N/O

Columns 53 to 71 Field 7 not to be printed.

3.5.6.2. Administrative information

FIELD 8

The General Conditions of Carriage apply (see points 2.2.4.2 - page xx or 2.2.4.3 - page xx).

The details required are printed. Countermarks are not numerically interlinked.

NB: the same information must feature on the "RESERVATION" document just like on its equivalent for individual passengers. However, 3 digits must be used for the passenger total.

3.5.7. Specimens of RCT2 Group Ticket (Version 2)

3.5.7.1. Specimen RCT2 "GRT"

3.6. Rail Pass Ticket (RPT)

3.6.1. Interrail pass

3.6.1.1. Commercial information (all details shall be written in English)

FIELD 1

Rows A/B

Column 1 Blank.

RCT2 classic

Columns 2 to 14
Undertaking **(C)**. Logo or designation of issuing Undertaking or [Issuer] + company code of the issuing

RCT2 compressed

Columns b to n, or 2 to 14
Undertaking **(C)** Logo or designation of issuing Undertaking or [Issuer] + company code of the issuing

Columns 15 to 18 Blank.

Rows A

Columns 19 to 27 "Interrail" **(O)**.

Column 28 to 38 Blank.

Columns 39 to 48 "FULL NAME:" **(O)**

Column 49 to 52 Blank.

Rows B

Columns 19 to 38 Blank.

Columns 39 to 47 "COUNTRY:* " **(O)**

Columns 48 to 52 Blank.

Row C

Column 1 Blank.

Columns 2 to 9 RICS code of the issuing Undertaking, **(O)** and Abbreviation [AG] **(F)**, or equivalent, for tickets issued by travel agencies **(F)**. Unused column has to be blank. [CIV] **(O)** must be printed anywhere in this zone.

Columns 10 to 38 Blank.

Columns 39 to 50 "PASS/-ID-NR.:" **(O)**

Columns 51 to 52 Blank.

Row D

Column 1 Blank.

Columns 2 to 7 "VALID:" **(O)**

Columns 8 to 11 Blank.

Columns 12 to 33	Indication of the transport document's validity, in the following format: "DD.MM.YYYY - DD.MM.YYYY" (O) .
Columns 34 to 38	Blank.
Columns 39 to 52	"DATE OF BIRTH:"
Columns 53 to 62	Indication of the date of birth in the following format: "DD.MM.YYYY" (O) .
Columns 63 to 72	Blank.

FIELD 2 Information detailing passenger's full name, country of residence and pass/identity card number

Row A

Columns 53 to 71	Traveller's family name and first name flush left. If these indications are too long, the first name should be abbreviated in order to print the family name in full.
Column 72	Blank.

Row B

Columns 53 to 71	Country of residence (O) .
Column 72	Blank.

Row C

Columns 53 to 71	"PASS/-ID-NR.:" (O) .
Column 72	Blank.

FIELD 3 Entry of Data

Rows E/F Entry of invariable data

Columns 1 to 72	Blank.
-----------------	--------

RU using pre-printed tickets or templates may let the text in the rows E/F unchanged.

Row G Entry of variable data

Column 1	Blank.
Columns 2 to 6	Invalidate field by entering an asterisk (O) .
Column 7	Blank.
Columns 8 to 12	Invalidate field by entering an asterisk (O) .
Column 13	Blank.
Columns 14 to 22	"Interrail" or "Interrail ONE COUNTRY PASS" (O)
Columns 23 to 52	Blank.

Row H

Column 1	Blank.
Columns 2 to 6	Invalidate field by entering an asterisk (O) .
Column 7	Blank.
Columns 8 to 12	Invalidate field by entering an asterisk (O) .
Column 13	Blank.
Columns 14 to 40	The name of the pass, e.g. "GLOBAL PASS" or "NORWAY PASS" (O)
Columns 41 to 51	"CONTINUOUS" or "FLEXI" depending on the validity (O)
Rows G/H	
Column 52	Blank.
Columns 53 to 57	Invalidate field by entering an asterisk (O) .
Column 58	Blank.
Columns 59 to 63	Invalidate field by entering an asterisk (O) .

FIELD 4 Indication of class

Rows E	
Columns 64 to 66	Blank.
Columns 67 to 71	"CLASS" (O) .
Column 72	Blank.
Row F	
Columns 64 to 72	Blank.
Row G	
Columns 64 to 68	Blank.
Column 69	Indication of class (O) .
Columns 70 to 72	Blank.
Row H	
Columns 64 to 68	Blank.
Column 69	Invalidate field by entering an asterisk (O) .
Columns 70 to 72	Blank.

FIELD 5 Indication regarding the validity of the pass

Row I/J/K/L Indication regarding the validity of the Interrail Pass and Validation

Row I	
Column 1	Blank.

Columns 2 to 24 The validity of the pass, e.g. "05 DAYS/ 10 DAYS" or "01 MONTH" **(O)**

Columns 25 to 72 "TRAVEL CALENDAR BELOW MUST BE FILLED IN:" **(O)**

Rows J/K/L

Columns 1 to 72 In case of an Interrail Pass with continuous validity: Blank.

Alternatively:

Rows J

Columns 1 to 14 Blank.

Columns 15 to 71 Numbering of the days of validity of the Pass: each number must be followed by a dot (.) and 2 or 1 Blank fields depending on the transport day being a 1 or 2 digit number.

Column 72 Blank.

Rows K

Column 1 Blank.

Column 2 to 5 "DAY:" **(O)**

Column 6 to 12 Blank.

Column 13 to 71 The number of Fields according to the validity of the pass for the indication of the respective transport dates, separated by a slash and 2 Blank fields: in the following way: . . ./ . . ./ .. ./

Column 72 Blank.

Rows L

Column 1 Blank.

Column 2 to 7 "MONTH:" **(O)**

Column 8 to 12 Blank.

Column 13 to 71 The number of Fields according to the validity of the pass for the indication of the respective transport dates, separated by a slash and 2 Blank fields: in the following way: . . ./ . . ./ .. ./

Column 72 Blank.

FIELD 6 Details of applicable tariff and special condition(s) of use

Row M

Columns 1 Blank.

Columns 2 to 7 "VALID:" **(O)**

Column 8 to 52 The abbreviation of the RU in question, e.g. "NSB", or in case of an Interrail GLOBAL PASS: "ALL COMPANIES PARTICIPATING IN Interrail" **(O)**

Row N

Column 1	Blank.
Columns 2 to 6	The applicable traveller category (O) : "ADULT", "CHILD" or "YOUTH".
Column 7 to 19	Blank.
Column 20 to 52	"ONLY VALID WITH PASSPORT/ID AND COVER" (O)

Row O

Columns 1 to 17	Blank.
Columns 18 to 51	"ONLY 1 OUT- AND 1 INBOUND JOURNEY IN THIS COUNTRY" (O)
Column 52	Blank.

The general conditions of carriage apply.

FIELD 7 Indication of the currency applied and price of the pass

Row N

Column 53	Blank
Columns 54 to 62	"PRICE" in local currency abbreviation.
Columns 63 to 71	Total amount of the pass, always with 2 decimals and if needed preceded by asterisks, flush right
Column 72	Blank

Row O

In case Row N EUR

Columns 53 to 72	Blank
------------------	-------

In case Row N is not EUR:

Column 53	Blank
Columns 54 to 62	"PRICE EUR"
Columns 63 to 71	Total amount of the pass, always with 2 decimals and if needed preceded by asterisks, flush right
Column 72	Blank

*3.6.1.2. Administrative information***FIELD 8**

The details required are printed.

3.6.2. Eurail Pass

3.6.2.1. Eurail Pass alone

1.1.1.1.7 Commercial information (all details shall be written in English).

FIELD 1

Rows A/B

Column 1 Blank.

RCT2 classicColumns 2 to 14
Undertaking **(C)**. Logo or designation of issuing Undertaking or [Issuer] + company code of the issuingRCT2 compressedColumns b to n, or 2 to 14
Undertaking **(C)** Logo or designation of issuing Undertaking or [Issuer] + company code of the issuing

Columns 15 to 18 Blank.

Rows A

Columns 19 to 37 For all passes except Eurail Global Pass "EURAIL GLOBAL PASS", for Eurail Select Pass "EURAIL SELECT PASS" ; for Eurail Regional Pass "EURAIL REGIONAL PASS"; for Eurail One Country Pass "EURAIL ONE COUNTRY" **(O)**

Column 38 Blank.

Columns 39 to 48 "FULL NAME:" **(O)** followed by "MR." or "MS."

Columns 49 to 52 Blank.

Rows B

Columns 19 to 37 Blank, except: in case of an Eurail Select Pass the applicable indication "3, 4 or 5 COUNTRIES"; for Eurail One Country Pass "PASS" **(O)**

Column 38 Blank.

Columns 39 to 46 "COUNTRY:" **(O)**

Columns 47 to 52 Blank.

Row C

Column 1 Blank.

Columns 2 to 9 RICS code of the issuing Undertaking, **(O)** and Abbreviation [AG] **(F)**, or equivalent, for tickets issued by travel agencies **(F)**. Unused column has to be blank. [CIV] **(O)** must be printed anywhere in this zone.

Columns 10 to 38 Blank.

Columns 39 to 50 "PASS/-ID-NR.:" **(O)**

Columns 51 to 52 Blank.

Row D

Column 1	Blank.
Columns 2 to 7	"VALID:" (O)
Columns 8 to 11	Blank.
Columns 12 to 34	Indication of the transport document's validity, in the following format: "DD.MM.YYYY - DD.MM.YYYY" (O) .
Columns 35 to 72	Blank.

FIELD 2 Indication detailing the traveller's full name, country of residence and pass/ID number

Row A

Columns 53 to 71	Traveller's last name and first name, flush left. If these indications are too long, the first name should be abbreviated in order to print the surname in full. In case of a Saver Pass: "SEE CONTROL VOUCHER" (O) .
Column 72	Blank.

Row B

Columns 53 to 71	Country of residence. In case of a Saver Pass: "SEE CONTROL VOUCHER" (O) .
Column 72	Blank.

Row C

Columns 53 to 71	Passport or Identity card number. In case of a Saver Pass: "SEE CONTROL VOUCHER" (O) .
Column 72	Blank.

FIELD 3 Entry of Data

Rows E/F	Entry of invariable data.
Columns 1 to 72	Blank.

Undertakings using pre-printed tickets or templates may let the text in the rows E/F unchanged.

Row F Entry of variable data.

Columns 1 to 13	Blank
Columns 14 to 51	Indication line for special text line on Promotional Passes

Row G Entry of variable data.

Column 1	Blank.
Columns 2 to 6	Invalidate field by entering an asterisk (O) .
Column 7	Blank.
Columns 8 to 12	Invalidate field by entering an asterisk (O) .

Column 13	Blank.
Columns 14 to 51	Depending on the pass issued the text: - Eurail Global Pass: "EURAIL GLOBAL PASS" - Eurail Select Pass: the names of the countries for which the pass in question is valid in alphabetical order - Eurail Regional Pass and Eurail National Pass: "EURAIL [followed by the name(s) of the country/countries where the pass is valid] PASS"

Row H

Column 1	Blank.
Columns 2 to 6	Invalidate field by entering an asterisk (O) .
Column 7	Blank.
Columns 8 to 12	Invalidate field by entering an asterisk (O) .
Column 13	Blank.
Columns 14 to 40	If needed continuation of row G
Columns 41 to 52	"CONTINUOUS" or "FLEXI", depending on the pass.

Rows G/H

Column 52	Blank.
Columns 53 to 57	Invalidate field by entering an asterisk (O) .
Column 58	Blank.
Columns 59 to 63	Invalidate field by entering an asterisk (O) .

FIELD 4 Indication of class of transport.

Row E

Columns 64 to 66	Blank.
Columns 67 to 71	"CLASS" (O)
Column 72	Blank.

Row F

Columns 64 to 72	Blank.
------------------	--------

Row G

Columns 64 to 68	Blank.
Column 69	Indication of class (O) .
Columns 70 to 72	Blank.

Row H

Columns 64 to 68	Blank.
Column 69	Invalidate field by entering an asterisk (O) .

Columns 70 to 72 Blank.

FIELD 5

Rows I/J/K/L Indication regarding the validity of the EURAIL Pass and validation

Row I

Columns 1 Blank.

Columns 2 to 18 The validity of the pass **(O)**, e.g. "10DAYS/ 02MONTHS" or "01MONTH"

Columns 19 to 72 Blank.

Row J/K/L

Columns 1 to 72 In case of an Eurail Pass with continuous validity: Blank

Alternatively:

Row J

Columns 1 to 14 Blank.

Columns 15 to 71 The numbering of the days of validity of the Pass: each number must be followed by a dot (.) and 1 or 2 blank fields depending on the transport day being a 1 or 2 digit number.

Column 72 Blank.

Row K

Column 1 Blank.

Columns 2 to 5 "DAY:" **(O)**.

Columns 6 to 12 Blank.

Columns 13 to 71 The number of fields according to the validity of the pass for the indication of the respective travel dates:

- For a pass with a maximum of 10 flexible travel days the fields have to be separated by a slash and 2 blank fields, in the following way: ../ ../ ../
- For a pass with more than 10 flexible travel days the fields have to be separated by a slash and 1 blank field, in the following way: ../ ../ ../

Column 72 Blank.

Row L

Column 1 Blank.

Columns 2 to 7 "MONTH:" **(O)**.

Columns 8 to 12 Blank.

Columns 13 to 71	The number of fields according to the validity of the pass for the indication of the respective transport dates: <ul style="list-style-type: none"> For a pass with a maximum of 10 flexible travel days the fields have to be separated by a slash and 2 blank fields, in the following way: ../ ../ ../ For a pass with more than 10 flexible travel days the fields have to be separated by a slash and 1 blank field, in the following way: ../ ../ ../
Column 72	Blank.

FIELD 6 Indication of the traveller category and possible conditions of use

Row M

Column 1	Blank.
Columns 2 to 7	"VALID:" (O) .
Columns 8 to 52	The abbreviation of the Undertakings in question (O), e.g. "HZ, SZ, MAV", or in case of an Eurail Global Pass: "ALL COMPANIES PARTICIPATING IN GLOBAL PASS"

Rows N

Column 1	Blank.
Columns 2 to 20	The applicable traveller category (O): "ADULT", "CHILD" or "YOUTH" or in case of a Saver Pass the number of travellers per category, e.g. "02ADULTS/03CHILDREN"
Columns 21 to 52	Blank.

Rows O

Columns 1 to 17	Blank.
Columns 18 to 51	The text (O) "ONLY VALID WITH COVER AND PASSPORT" or in case of a Saver Pass "ONLY VALID WITH COVER, PASSPORTS AND CONTROL VOUCHER".
Column 52	Blank.

The General Conditions of Carriage apply.

FIELD 7 Indication of the currency applied and price of the pass

Row N

Columns 53 to 56	Blank.
Columns 57 to 59	Local currency abbreviation (F)
Columns 60 to 71	Total amount of the pass, always with 2 decimals and if needed preceded by asterisks, flush right (F)
Columns 57 to 68 I	If Complimentary Pass then "NOT FOR SALE". If a pass issued in exchange: "EXCHANGE".
Column 72	Blank.

ROW O

Columns 53 to 56	Blank.
Columns 57 to 59	"EUR" (O)
Columns 60 to 71	Total amount of the pass, always with 2 decimals and if needed preceded by asterisks, flush right (O) . In case of a Complimentary Pass or pass issued in exchange: asterisks.
Column 72	Blank.

1.1.1.1.8 Administrative information

FIELD 8

The necessary indications are printed.

Row R

Columns 64 to 71	Numbering of the pages (O) : "PAGE 1/1", in case of a Saver Pass "PAGE 1/2"
Column 72	Blank.

3.6.2.2. *Control Voucher*

1.1.1.1.9 Commercial information (all details shall be written in English)

FIELD 1

Row A/B Same indications as on Eurail-Pass

Row C

Column 1	Blank.
Columns 2 to 9	company code of the issuing Undertaking, (O) and Abbreviation [AG], or equivalent, for tickets issued by travel agencies (F) . Unused column has to be blank. [CIV] (O) must be printed anywhere in this zone.
Columns 10 to 38	Blank.
Columns 39 to 50	"PASS-/ID-Nr." (O)
Columns 51 to 52	Blank.

Row D

Column 1	Blank.
Columns 2 to 59	The text (O) : "THIS CONTROL VOUCHER ALONE IS NOT VALID FOR TRANSPORTATION".
Columns 60 to 72	Blank.

FIELD 2 Information detailing traveller's full name, country of residence and pass/ID number

Rows A/B/C

Columns 53 to 72 Blank.

FIELD 3 Entry of Data

Rows E/F Entry of invariable data.

Columns 1 to 72 Blank.

RU using pre-printed tickets or templates may let the text in the rows E/F unchanged.

Row G Entry of variable data.

Column 1 Blank.

Columns 2 to 6 Invalidate field by entering an asterisk **(O)**.

Column 7 Blank.

Columns 8 to 12 Invalidate field by entering an asterisk **(O)**.

Column 13 Blank.

Columns 14 to 51 Depending on the pass issued the text:

“CATEGORY: SAVER” followed by the number of “ADULT/” and number of “CHILD”

Row H

Column 1 Blank.

Columns 2 to 6 Invalidate field by entering an asterisk **(O)**.

Column 7 Blank.

Columns 8 to 12 Invalidate field by entering an asterisk **(O)**.

Column 13 Blank.

Columns 14 to 35 If needed continuation of row G

Column 36 Blank.

Columns 37 to 52 “CONTROL VOUCHER”

Rows G/H

Column 52 Blank.

Columns 53 to 57 Invalidate field by entering an asterisk **(O)**.

Column 58 Blank.

Columns 59 to 63 Invalidate field by entering an asterisk **(O)**.**FIELD 4 Indication of class of transport.**

Row E

Columns 64 to 66	Blank.
Columns 67 to 71	"CLASS" (O)
Column 72	Blank.

Row F

Columns 64 to 72	Blank.
------------------	--------

Row G

Columns 64 to 68	Blank.
Column 69	Indication of class (O) .
Columns 70 to 72	Blank.

Row H

Columns 64 to 68	Blank.
Column 69	Invalidate field by entering an asterisk (O) .
Columns 70 to 72	Blank.

FIELD 5 Indication regarding the validity of the pass

Rows I/J/K/L Indication of the traveller's full name, passport number and country of residence

Row I

Columns 1 to 2	Blank.
Columns 3 to 8	"NAMES:" (O)
Columns 9 to 21	Blank.
Columns 22 to 33	"PASSPORT-NR:" (O)
Columns 34 to 36	Blank.
Columns 37 to 44	"COUNTRY:" (O)
Columns 45 to 72	Blank.

Row J/K/L

Column 1	Blank.
Columns 2 to 72	Travellers' surname, first name and gender, (if these indications are too long, the first name should be abbreviated in order to print the surname in full) followed by passport no. and country of residence, which must be aligned with the title (O) .

FIELD 6 Continuation of field 5

Rows M/N

Column 1	Blank.
Columns 2 to 51	In case of more than 3 travellers continuation of field 5.
Rows O	
Columns 1 to 52	Blank.

The General Conditions of Carriage apply.

FIELD 7 Price field

Row N	
Columns 53 to 72	Blank.
Row O	
Columns 53 to 56	Blank.
Columns 57 to 71	Invalidate field by entering asterisks (O).
Column 72	Blank.

1.1.1.1.10 Service indications.

FIELD 8

The necessary indications are printed.

Row R	
Columns 64 to 71	Numbering of pages (O): "PAGE 2/2".
Column 72	Blank.

3.6.2.3. *Specimens of RCT2 Eurail Pass: EUROPE RCT2 LAYOUT*

1.1.1.1.11 Specimen of RCT2 "Eurail Pass Global ticket Continuous".

	0	10	20	30	40	50	60	70
	1234567890	1234567890	1234567890	1234567890	1234567890	1234567890	1234567890	1234567890
RCT2	0	10	20	30	40	50	60	70
ATB2	1234567890	1234567890	1234567890	1234567890	1234567890	1234567890	1234567890	1234567890
1 A	EURAIL FOUR COUNTRY				FULL NAME	MOBIKU, M		
2 B	SELECT PASS				COUNTRY	NIGERIA		
3 C	CIVIL				PASS - /ID - NR			S123456789
4 D	VALID: 22.03.2018 - 21.05.2018							
5 E	DATE	TIME	FROM	TO		DATE	TIME	CLASS
6 F	*	*	AUSTRIA - BENELUX - FRANCE - ITALY			*	*	2
7 G	*	*	FLEXI				*	*
8 H	08 DAYS / 02 MONTHS TRAVEL CALENDAR BELOW MUST BE FILLED IN:							
9 I	1.	2.	3.	4.	5.	6.	7.	8.
10 J	DAY: . . . / . . . / . . . / . . . / . . . / . . . / . . . / . . . /							
11 K	MONTH: . . . / . . . / . . . / . . . / . . . / . . . / . . . / . . . /							
12 L	VALID: OEBB, WB, CFL, NS, SNCB, EST, THA, SNCF, TRENITALIA							
13 M	CATEGORY: YOUTH							
14 N	ONLY VALID WITH COVER AND PASS - /ID							
15 O					EUR ****246,00			
16 P								
17 Q								
18 R					PAGE: 1 / 1			

= Logo / Name of the Carrier of the Ticket
 = These positions are "Empty" in the UIC-MB 918
 = Available for administrative information for the issuing undertaking

1.1.1.15 Specimen of RCT2 Eurail one country Pass- Flexi

	0	10	20	30	40	50	60	70
	1234567890	1234567890	1234567890	1234567890	1234567890	1234567890	1234567890	1234567890
RCT2	0	10	20	30	40	50	60	70
ATB2	1234567890	1234567890	1234567890	1234567890	1234567890	1234567890	1234567890	1234567890
1 A	EURAIL ONE COUNTRY				FULL NAME	EMERTON, B		
2 B	PASS				COUNTRY	AUSTRALIA		
3 C	CIVIL				PASS - /ID - NR			U123456789
4 D	VALID: 22.06.2018 - 21.07.2018							
5 E	DATE	TIME	FROM	TO		DATE	TIME	CLASS
6 F	*	*	EURAIL ROMANIA PASS				*	*
7 G	*	*	FLEXI				*	*
8 H	05 DAYS / 01 MONTH TRAVEL CALENDAR BELOW MUST BE FILLED IN:							
9 I	1.	2.	3.	4.	5.			
10 J	DAY: . . . / . . . / . . . / . . . / . . . / . . . / . . . / . . . /							
11 K	MONTH: . . . / . . . / . . . / . . . / . . . / . . . / . . . / . . . /							
12 L	VALID: CFR							
13 M	CATEGORY: ADULT							
14 N	ONLY VALID WITH COVER AND PASS - /ID							
15 O					EUR ****246,00			
16 P								
17 Q								
18 R					PAGE: 1 / 1			

= Logo / Name of the Carrier of the Ticket
 = These positions are "Empty" in the UIC-MB 918
 = Available for administrative information for the issuing undertaking

1.1.1.16 Specimen of RCT2 Eurail Complimentary Pass – Global Pass - Flexi

0	1 0	2 0	3 0	4 0	5 0	6 0	7 0				
RCT2	0	1 0	2 0	3 0	4 0	5 0	6 0	7 0			
ATB2	1 2 3 4 5 6 7 8 9 0	1 2 3 4 5 6 7 8 9 0	1 2 3 4 5 6 7 8 9 0	1 2 3 4 5 6 7 8 9 0	1 2 3 4 5 6 7 8 9 0	1 2 3 4 5 6 7 8 9 0	1 2 3 4 5 6 7 8 9 0	1 2 3 4 5 6 7 8 9 0			
1 A	EURAIL GLOBAL PASS		FULL NAME:		VIDMAR, A						
2 B			COUNTRY:		AUSTRALIA						
3 C	CIVIL ID:		PASS - / ID - NR:		CC12345678						
4 D	VALID:	22.05.2018 - 21.07.2018									
5 E	DATE	TIME	FROM	TO	DATE	TIME	CLASS				
6 F	*	*	EURAIL GLOBAL PASS		*	*	1				
7 G	*	*			FLEXI		*				
9 I	10 DAYS / 02 MONTHS TRAVEL CALENDAR BELOW MUST BE FILLED IN:										
10 J		1	2	3	4	5	6	7	8	9	10
11 K	DAY: . . . / . . . / . . . / . . . / . . . / . . . / . . . / . . . / . . . / . . . / . . . / . . . /										
12 L	MONTH: . . . / . . . / . . . / . . . / . . . / . . . / . . . / . . . / . . . / . . . / . . . /										
13 M	VALID: ALL COMPANIES PARTICIPATING IN GLOBAL PASS										
14 N	CATEGORY: ADULT						COMPLIMENTARY				
15 O	ONLY VALID WITH COVER AND PASS - / ID						EUR *****				
16 P											
17 Q											
18 R	PAGE: 1 / 1										

- [Pattern] = Logo / Name of the Carrier of the Ticket
- [Pattern] = These positions are "Empty" in the UIC-MB 918
- [Pattern] = Available for administrative information for the issuing undertaking

3.6.2.4. Specimens of RCT2 Eurail Pass: EURAIL LAYOUT

1.1.1.1.17 Specimen of RCT2 "Eurail Pass Global ticket CONTINUOUS".

CIV No. 00000123456789

EL

EURAIL GLOBAL PASS	CONTINUOUS	<table border="1" style="width: 100%; border-collapse: collapse;"> <tr> <td style="width: 33%;">G</td> <td style="width: 33%;">EURAIL</td> <td style="width: 33%;">G</td> </tr> <tr> <td>I</td> <td>-----</td> <td>I</td> </tr> <tr> <td>E</td> <td>07 Jan 2018</td> <td>E</td> </tr> </table> <p style="font-size: small; text-align: center;">Issuing stamp</p>	G	EURAIL	G	I	-----	I	E	07 Jan 2018	E
G	EURAIL	G									
I	-----	I									
E	07 Jan 2018	E									

Category: **Adult** Validity: 15 days Class: **1**

First day: |_|_|_|_| Name: GILMORE, GARY MR

 day month year Country: USA

Last day: |_|_|_|_| Passport #: _____

 day month year

Stamp

This coupon is only valid with EURAIL cover and passport. Please see conditions of use.

EUR: 234.00

123456789

1.1.1.1.18 Specimen of RCT2 "Eurail Pass Global ticket FLEXI".

		CIV No. 00001234567890	(EL)	G EURAIL G I ----- I E 07 May 2018 E Issuing stamp						
EURAIL GLOBAL PASS		FLEXI								
Category	Adult	Validity	10 days within 2 months							
Class:	1									
First day	____ day ____ month ____ year	Name:	DAVIS, GEORGE MR							
Last day	____ day ____ month ____ year	Country:	CANADA							
		Passport #:							
Travel calendar below must be filled in:										
Day:	1	2	3	4	5	6	7	8	9	10
Month:										
123456789		This coupon is only valid with EURAIL cover and passport. Please see conditions of use.			EUR: 1234.50					

1.1.1.19 Specimen of RCT2 "Eurail Pass Global ticket FLEXI SAVER (PASS + CONTROL VOUCHER)".

		CIV No. 00001234567890	(EL)	G EURAIL G I ----- I E 7/Mar/2018 E Issuing stamp						
EURAIL GLOBAL PASS		FLEXI								
Category	Saver 5 Adult	Validity	10 days within 2 months							
Class:	1									
First day	____ day ____ month ____ year	Name:	SEE CONTROL VOUCHER							
Last day	____ day ____ month ____ year	Country:	SEE CONTROL VOUCHER							
		Passport #:	SEE CONTROL VOUCHER							
Travel calendar below must be filled in:										
Day:	1	2	3	4	5	6	7	8	9	10
Month:										
123456789		This coupon is only valid with Control Voucher, EURAIL cover and passports. See conditions of use.			EUR: 1234.50					

		CIV No. 00001234567890	(EL)	G EURAIL G I ----- I E 7/Mar/2018 E Issuing stamp	
EURAIL GLOBAL PASS		FLEXI			
CONTROL VOUCHER					
Category	Saver 5 Adult	Validity	10 days within 2 months		
Eurail Global Pass No. 00001234567890 is only valid with this control voucher					
Name	Passport #:	Country:			
MOCHIZUKI, T MR	JAPAN			
HONDA, K MR	JAPAN			
ONO, S MR	JAPAN			
YOSHIDA, M MR	JAPAN			
HIRAYIMA, S MR	JAPAN			
Stamp					
This control voucher alone is NOT VALID FOR TRANSPORTATION. The Eurail Pass category Saver is valid for groups of 2 to 5 persons. All or part of the persons listed may travel, but only on presentation of the Eurail Pass category Saver and this Control Voucher.					
123456789					EUR: 1234.50


1.1.1.1.20 Specimen of RCT2 Eurail Select Pass – FLEXI 2 COUNTRIES

		CIV No. 00001234567890	EL	<table border="1"> <tr><td>G</td><td>EURAIL</td><td>G</td></tr> <tr><td>I</td><td>-----</td><td>I</td></tr> <tr><td>E</td><td>07 Jul 2018</td><td>E</td></tr> </table> Issuing stamp	G	EURAIL	G	I	-----	I	E	07 Jul 2018	E																		
G	EURAIL	G																													
I	-----	I																													
E	07 Jul 2018	E																													
EURAIL TWO COUNTRY SELECT PASS		FLEXI																													
Valid in	Austria - Switzerland	Validity	8 days within 2 months	Class: 1																											
Category	Adult			MUST BE ACTIVATED BEFORE 07 Jun 2019																											
First day	<table border="1"> <tr><td> </td><td> </td><td> </td></tr> <tr><td>day</td><td>month</td><td>year</td></tr> </table>				day	month	year	Name: HU, LANG MR	<table border="1"> <tr><td colspan="2">Stamp</td></tr> </table>		Stamp																				
day	month	year																													
Stamp																															
		Country: CHINA																													
		Passport #: _____																													
Last day	<table border="1"> <tr><td> </td><td> </td><td> </td></tr> <tr><td>day</td><td>month</td><td>year</td></tr> </table>				day	month	year	Travel calendar below must be filled in:																							
day	month	year																													
		<table border="1"> <tr> <td></td><td>1</td><td>2</td><td>3</td><td>4</td><td>5</td><td>6</td><td>7</td><td>8</td> </tr> <tr> <td>Day:</td> <td> </td><td> </td><td> </td><td> </td><td> </td><td> </td><td> </td><td> </td> </tr> <tr> <td>Month:</td> <td> </td><td> </td><td> </td><td> </td><td> </td><td> </td><td> </td><td> </td> </tr> </table>				1	2	3	4	5	6	7	8	Day:									Month:								
	1	2	3	4	5	6	7	8																							
Day:																															
Month:																															
12345678		This coupon is only valid with EURAIL cover and passport. Please see conditions of use.		EUR: 567.00																											

1.1.1.1.21 Specimen of RCT2 Eurail one country Pass- FLEXI

		CIV No. 00001234567890	EL	<table border="1"> <tr><td>G</td><td>EURAIL</td><td>G</td></tr> <tr><td>I</td><td>-----</td><td>I</td></tr> <tr><td>E</td><td>07 Jan 2018</td><td>E</td></tr> </table> Issuing stamp	G	EURAIL	G	I	-----	I	E	07 Jan 2018	E									
G	EURAIL	G																				
I	-----	I																				
E	07 Jan 2018	E																				
EURAIL SPAIN PASS		FLEXI																				
Category	Youth	Validity	5 days within 1 month	Class: 1																		
First day	<table border="1"> <tr><td> </td><td> </td><td> </td></tr> <tr><td>day</td><td>month</td><td>year</td></tr> </table>				day	month	year	Name: BOUCHER, ERIC MR	<table border="1"> <tr><td colspan="2">Stamp</td></tr> </table>		Stamp											
day	month	year																				
Stamp																						
		Country: USA																				
		Passport #: _____																				
Last day	<table border="1"> <tr><td> </td><td> </td><td> </td></tr> <tr><td>day</td><td>month</td><td>year</td></tr> </table>				day	month	year	Travel calendar below must be filled in:														
day	month	year																				
		<table border="1"> <tr> <td></td><td>1</td><td>2</td><td>3</td><td>4</td><td>5</td> </tr> <tr> <td>Day:</td> <td> </td><td> </td><td> </td><td> </td><td> </td> </tr> <tr> <td>Month:</td> <td> </td><td> </td><td> </td><td> </td><td> </td> </tr> </table>				1	2	3	4	5	Day:						Month:					
	1	2	3	4	5																	
Day:																						
Month:																						
12345678		This coupon is only valid with EURAIL cover and passport. Please see conditions of use.		EUR: 367.00																		

1.1.1.1.22 Specimen of RCT2 Eurail Complimentary – Global Pass - FLEXI

		CIV No. 00001234567890	EL	G EURAIL G I ----- I E 07 Dec 2018 E Issuing stamp																				
EURAIL GLOBAL PASS		FLEXI																						
Category	Adult	Validity	10 days within 2 months	Class: 1																				
First day	<u>14</u> <u>12</u> <u>17</u> day month year	Name:	PURSEY, JIMMY MR																					
		Country:	AUSTRALIA																					
		Passport #:	123456789																					
Last day	<u>13</u> <u>01</u> <u>18</u> day month year	Travel calendar below must be filled in:																						
Day:	<table border="1"> <tr> <td>1</td><td>2</td><td>3</td><td>4</td><td>5</td><td>6</td><td>7</td><td>8</td><td>9</td><td>10</td> </tr> <tr> <td></td><td></td><td></td><td></td><td></td><td></td><td></td><td></td><td></td><td></td> </tr> </table>				1	2	3	4	5	6	7	8	9	10										
1	2	3	4	5	6	7	8	9	10															
Month:																								
123456789		This coupon is only valid with EURAIL cover and passport. Please see conditions of use.																						
				COMPLIMENTARY NOT FOR SALE EUR: *****																				

3.6.3. Special fares in conjunction with national railcards

Example: "RAILPLUS" card.

3.6.3.1. Commercial information

FIELD 1

Rows A/B

Column 1 Blank.

RCT2 classic

Columns 2 to 14 Logo or designation of issuing Undertaking or [Issuer] + company code of the issuing Undertaking **(C)**.

RCT2 compressed

Columns b to n, or 2 to 14 Logo or designation of issuing Undertaking or [Issuer] + company code of the issuing Undertaking **(C)**

Columns 15 to 18 Blank.

Rows A

Columns 19 to 37 RCT2 title, e.g. "RAILPLUS CARD", "RAIL EUROPE SENIOR", etc., flush left **(O)**, **(T)**.

Column 38 Blank.

Columns 39 to 51 "FULL NAME", flush left **(F)**.

Rows B

Columns 19 to 37	RCT2 title (cont. from row A) for RUs required to enter this in a second language (C) .
Column 38	Blank.
Columns 39 to 51	"COUNTRY", flush left (F) .
Row C	
Column 1	Blank.
Columns 2 to 9	RICS code of the issuing Undertaking, (O) and Abbreviation [AG] (F) , or equivalent, for tickets issued by travel agencies (F) . Unused column has to be blank. [CIV] (O) must be printed anywhere in this zone.
Columns 10 to 38	Blank.
Columns 39 to 51	Designation of national railcard, flush left (F) .
Column 52	Blank.
Row D	
Column 1	Blank.
Columns 2 to 51	Details of validity of ticket, e.g.: "VALID (FROM/;) DD/MM/YYYY (TO/-) DD/MM/YYYY" or "VALID (FROM/;) DD.MM.YYYY (TO/-) DD.MM.YYYY" (DD = day, MM = month and YY or YYYY = year) (O) . Undertaking that cannot represent the year with four numerals may continue to use two.
Column 52	Blank.

FIELD 2 Information detailing passenger's full name, the country issuing the national railcard and the number of the national railcard

Row A	
Columns 53 to 71	Passenger's full name, flush left (O) . Some Undertakings print the first name before the surname. This is a matter for the issuing RU to decide. However, when the entry is too long, it is the first name that must be truncated so that the surname can be entered in full.
Column 72	Blank.
Row B	
Columns 53 to 71	Country issuing national railcard (O) .
Column 72	Blank.
Row C	
Columns 53 to 71	Number of national railcard (O) .
Column 72	Blank.

FIELD 3 Entry of Data

Rows E/F Entry of invariable data
Columns 1 to 64 Blank (no entries made) or pre-printed data.

Row G/H Entry of variable data
Columns 1 to 51 Invalidate field by entering an asterisk **(O)**.

FIELD 4 Details of class of transport.

Field 4 is boxed off for more emphasis

Rows E/F
Columns 65 to 66 Blank.
Columns 67 to 71 "CLASS" **(O)**.
Column 72 Blank.

Row G
Columns 67 to 71 When class is designated: details of class, centered **(O)**.
When class is not designated: invalidate field by entering an asterisk **(O)**.
Column 72 Blank.

FIELD 5 Details of document's validity

Rows I/J/K/L
Column 1 Blank.
Columns 2 to 71 Details of terms and conditions of issue.
Column 72 Blank.

FIELD 6 Details of applicable tariff and special condition(s) of use

Rows M/N/O
Column 1 Blank.
Columns 2 to 51 Terms and conditions of issue (Cont.) **(O)**.

FIELD 7 Details of purchase currency and amount entered on ticket.

Same information as for RCT2 "TICKET" **(O)**.

3.6.3.2. Administrative information

FIELD 8

Same information as for RCT2 "TICKET" **(O)**.

3.7. Vehicle Ticket (VET)

3.7.1. Commercial information

FIELD 1

Rows A/B

Column 1 Blank.

RCT2 classic

Columns 2 to 14 Logo or designation of issuing Undertaking or [Issuer] + company code of the issuing Undertaking **(C)**.

RCT2 compressed

Columns b to n, or 2 to 14 Logo or designation of issuing Undertaking or [Issuer] + company code of the issuing Undertaking **(C)**

Columns 15 to 18 Blank.

Rows A

Columns 19 to 51 RCT2 title "Vehicle Ticket", flush left **(O) (T)**.

Rows B

Columns 19 to 51 Additional information on the "Vehicle Ticket" (Continuation from row A) **(F)**, or RCT2 title flush left, for Undertaking required to enter this information in a second language **(C)**.

Row C

Column 1 Blank.

Columns 2 to 12 RICS code of the issuing Undertaking, **(O)** and Abbreviation [AG] **(F)**, or equivalent, for tickets issued by travel agencies. Unused column has to be blank. [CIV] **(O)** must be printed anywhere in this zone.

Columns 13 to 18 Blank.

Columns 19 to 51 Product name, e. g. "DB-AUTOZUG" **(C)**.

Column 52 Blank. For Undertaking operating with a detachable coupon at column 52, this position corresponds to the perforation.

Row D

Column 1 to 18 Blank.

Columns 19 to 37 Journey number - cf. element 32 of TAP TSI technical document B.5. **(O)**.

Column 38 Blank.

Columns 39 to 51 Blank unless a vehicle with trailer is loaded, in which case indication "TRAILER:" flush left **(C)**.

Column 52 Blank.

Columns 53 to 71	Blank unless a vehicle with trailer is loaded, in which case registration number of trailer (C) .
Column 72	Blank.

FIELD 2 Information detailing passenger's full name, type of vehicle and, if applicable, trailer

Row A

Columns 53 to 71	<p>Passenger's full name, flush left (O).</p> <p>Some Undertaking print the first name before the surname. This is a matter for the issuing Undertaking to decide. However, when the entry is too long, it is the first name that must be truncated so that the surname can be entered in full.</p>
Column 72	Blank.

Row B

Columns 53 to 71	Details of vehicle type (e.g. Mercedes E 230 or Fiat Uno) (O) .
Column 72	Blank.

Row C

Columns 53 to 71	Registration number of vehicle (O) .
Column 72	Blank.

FIELD 3 Details of departure and arrival stations together with dates and times of departure and arrival and name(s) of carrier(s)

Rows E/F Entry of non-variable data

Column 1	Blank.
Columns 2 to 6	<p>Details of date of departure, i.e. "DATE" or a suitable pictogram (O).</p> <p>Where a word is printed for "DATE", this is not translated, since it always appears in this box.</p>
Column 7	Blank.
Columns 8 to 12	<p>Details of time of departure, i.e. "TIME" or a suitable pictogram (O).</p> <p>Where a word is printed for "TIME", this is not translated, since it always appears in this box.</p>
Column 13	Blank.
Columns 14 to 30	Indication: "DEPARTURE" or "FROM", flush left (O) .
Columns 31 to 34	Arrow pointing from left to right. This arrow can be symbolised by successive "dash" (-) and "greater than" (>) characters or, for RUs unable to print an arrow, by a dash (F) .
Columns 35 to 51	"ARRIVAL" or "TO", flush left (O) .
Column 52	Blank.
Columns 53 to 57	<p>Details of date of arrival, i.e. "DATE" or a suitable pictogram (O).</p> <p>Same comments with regard to translation as for date of departure.</p>

Column 58	Blank.
Columns 59 to 63	Details of time of arrival, i.e. "TIME" or a suitable pictogram (O) . Same comments with regard to translation as for time of departure.
Columns 64 to 66	Blank.

Row G Entry of variable data

Column 1	Blank.
Columns 2 to 6	Date of departure in the DD/MM or DD.MM format (DD = day, MM = month) - cf. element 21A of TAP TSI technical document B.5 (O) .
Column 7	Blank.
Columns 8 to 12	Time of departure in the hh.mm or hh:mm format (h = hours, m = minutes) within the 24-hour system (C) .
Column 13	Blank.
Columns 14 to 30	Name of departure station in 17 characters, flush left (O) .
Columns 31 to 34	Arrow pointing from left to right. This arrow can be symbolised by successive "dash" (-) and "greater than" (>) characters or, for RUs unable to print an arrow, by a dash (F) .
Columns 35 to 51	Name of arrival station in 17 characters, flush left (O) .
Column 52	Blank.
Columns 53 to 57	Date of arrival in the DD/MM or DD.MM format (DD = day, MM = month) - cf. element 21 H of TAP TSI technical document B.5 (O) .
Column 58	Blank.
Columns 59 to 63	Time of arrival in the hh.mm or hh:mm format (hh = hours, mm = minutes) within the 24-hour system (C) .
Column 64	Blank.

Row H Name(s) of carrier(s)

Column 1	Blank.
Column 4	Asterisk.
Column 10	Asterisk.
Columns 14 to 51	"CARRIER" (O) flush left from column 38, followed by the carrier's company code (4-digit code). Up to four carriers may be indicated (O) .
Columns 55	Asterisk.
Columns 61	Asterisk.
Columns 69	Asterisk.

FIELD 4

Rows E/F

Columns 67 to 71	"CLASS" not required, can be omitted on blank-to-blank tickets (O) .
------------------	---

Column 72 Blank.

Row G

Columns 65 to 71 Invalidate field by entering an asterisk at column 69 in the case of pre-printed stock **(C)**.

Column 72 Blank.

FIELD 5 Details of motorail train and stowage point(s) for and loading/unloading of vehicle(s)

Row I

Column 1 Blank.

Columns 2 to 6 "TRAIN" or corresponding pictogram, flush left **(O)**.

Column 7 Blank.

Columns 8 to 12 Train number, flush right **(O)**.

Column 13 Blank.

Columns 14 to 16 Train category, flush right - cf. element 48 of TAP TSI technical document B.5 **(C)**.

Columns 17 to 55 Number of the car or space **(F)** "CAR:" or "SPACE:" with number.

or

Columns 17 to 34 Blank.

Columns 35 to 47 "LOADING LIST", flush left **(C)**.

Columns 48 to 52 Blank.

Columns 53 to 55 Loading list no. - cf. element 53 of TAP TSI technical document B.5 **(C)**.

Columns 56 to 72 Blank.

Row J

Column 1 Blank.

Columns 2 to 33 "LOADING OF VEHICLE", flush left **(O)**.

Column 34 Blank.

Columns 35 to 71 "UNLOADING OF VEHICLE", flush left **(C)**.

or

Columns 35 to 71 Available for Undertaking to print information about the vehicles carried **(F)**.

Column 72 Blank.

Rows K/L Details of loading/unloading

Row K

Column 1	Blank.
Columns 2 to 6	"DATE", flush left (O) .
Column 7	Blank.
Columns 8 to 13	"START", flush left (O) .
Column 14	Blank.
Columns 15 to 19	"END", flush left (O) .
Column 20	Blank.
Columns 21 to 33	"LOADING POINT", flush left (O) .
Column 34	Blank.
Columns 35 to 39	"DATE", flush left (C) .
Column 40	Blank.
Columns 41 to 46	"START", flush left (C) .
Column 47	Blank.
Columns 48 to 52	"END", flush left (C) .
Column 53	Blank.
Columns 54 to 71	"UNLOADING POINT", flush left (C) .

or

Columns 35 to 71 (F) .	Available for Undertaking for printing to print information about the vehicles carried
Column 72	Blank.

Row L

Column 1	Blank.
Columns 2 to 6	Date of loading (day of departure) in the DD/MM or DD.MM format (DD = day, MM = month) - cf. element 21C of TAP TSI technical document B.5 (O) .
Column 7	Blank.
Columns 8 to 13	Start of loading period in the hh.mm or hh:mm format (h = hours, m = minutes) within the 24-hour system - cf. element 41 D of TAP TSI technical document B.5 (O) .
Column 14	Blank.
Columns 15 to 19	End of loading period in the hh.mm or hh:mm format (h = hours, m = minutes) within the 24-hour system - cf. element 41E of TAP TSI technical document B.5 (O) .
Column 20	Blank.
Columns 21 to 33	Name of loading station (generally departure station) in 17 characters, flush left (O) .
Column 34	Blank.
Columns 35 to 39	Date of unloading (day of arrival) in the "dd/mm" or dd.mm format (DD = day, MM = month) - cf. element 21 D of TAP TSI technical document B.5 (C) .

Column 40	Blank.
Columns 41 to 46	Start of unloading period in the hh .mm or hh:mm format (h = hours, m = minutes) within the 24-hour system - cf. element 41F of TAP TSI technical document B.5 (C) .
Column 47	Blank.
Columns 48 to 52	End of unloading period in the hh.mm or hh:mm format (h = hours, m = minutes) within the 24-hour system - cf. element 41G of TAP TSI technical document B.5 (C) .
Column 53	Blank.
Columns 54 to 71	Name of unloading station (generally the arrival station) in 17 characters, flush left (C) .
Or	
Columns 35 to 71	Available for Undertaking to print information about the vehicles carried (F) .
Column 72	Blank.

FIELD 6 Details of vehicle(s) and specific features (applicable tariff or tariffs)

Row M	Details of vehicle loaded (motor car or motorcycle)	
Column 1	Blank.	
Columns 2 to 5	"CAR" or "MOTORCYCLE" (O) .	
Column 6	Blank.	
Column 7	"L" for length of vehicle (O) .	
Column 8	Blank.	
Columns 9 to 12	Details of vehicle length in cm followed by a forward slash "/" (O) .	
Column 13	Letter "W" for width of vehicle (O) .	
Column 14	Blank.	
Columns 15 to 18	Details of vehicle width in cm followed by a forward slash "/" (O) .	
Column 19	Letter "H" for height of vehicle (O) .	
Column 20	Blank.	
Columns 21 to 23	Details of vehicle height in cm (O) .	
Or		
Columns 2 to 23	"VEHICLE CATEGORY" number of category - cf. element 29A of TAP TSI technical document B.5 (O) .	
Columns 24 to 37	Blank.	
Columns 38 to 43	"HEIGHT:" (C) .	
Columns 45 to 50	vehicle height in cm (C) .	

Or

Columns 24 to 50 Available for Undertaking to print information about the vehicles carried **(F)**.

Row N Details of trailer

Column 1 Blank.

Columns 2 to 5 "TRA" for trailer **(O)**.

Column 6 Blank.

Column 7 "L" for length of vehicle **(O)**.

Column 8 Blank.

Columns 9 to 12 trailer length in cm followed by a forward slash "/" **(O)**.

Column 13 "W" for width of vehicle **(O)**.

Column 14 Blank.

Columns 15 to 18 trailer width in cm followed by a forward slash "/" **(O)**.

Column 19 "H" for height of vehicle **(O)**.

Column 20 Blank.

Columns 21 to 23 trailer height in cm **(O)**.

Or

Columns 2 to 23 "TRAILER CATEGORY" number of category - cf. element 45A of TAP TSI technical document B.5 **(O)**.

Columns 24 to 26 Blank.

Columns 37 to 51 Available for Undertaking to print information about the vehicles carried **(F)**.

Rows M/N

Columns 27 to 51 Specific information concerning the loaded vehicle which the passenger needs to be able to check for insurance purposes, e.g.: "MOTOR CAR WITH ROOF ATTACHMENT" or "MOTOR CAR WITH FABRIC ROOF " or "LUGGAGE RACK EMPTY" or "LUGGAGE RACK LOADED" or "SURFBOARD(S)" and their number **(C)**.

Row O Details of motorcycle, if applicable, or else additional details of vehicle(s) loaded

Column 1 Blank.

Columns 2 to 51 "MOTORCYCLE" or "MOTORCYCLE WITH SIDE-CAR" or "BOAT" or "MOTOR CAR WITH ROOF WIDTH UP TO 135 CM" (design type A1, e.g. saloon car, estate car) or "MOTOR CAR WITH ROOF WIDTH UP TO 155 CM" (design type A2, e.g. jeep, van, minibus) or "MOTOR CAR WITH TRAILER" **(C)**.

Or

Columns 2 to 23 "BOAT CATEGORY" number of category - cf. element 29 B of TAP TSI technical document B.5 **(O)**.

Columns 24 to 26 Blank.

3.8. Reservation only Document (RES)

3.8.1. Commercial information

FIELD 1

Rows A/B

Column 1 Blank.

RCT2 classic

Columns 2 to 14 Logo or designation of issuing Undertaking or [Issuer] + company code of the issuing Undertaking **(C)**.

RCT2 compressed

Columns b to n, or 2 to 14 Logo or designation of issuing Undertaking or [Issuer] + company code of the issuing Undertaking **(C)**

Columns 15 to 18 Blank.

Rows A

Columns 19 to 51 RCT2 title "RESERVATION", flush left **(O) (T)**.

Rows B

Columns 19 to 51 RCT2 title (cont. from row A) for Undertaking required to enter this information in a second language **(C)**.

The translations in the other UIC languages are "RESERVATION" (FR), "RESERVIERUNG" (DE), "PRENOTAZIONE" (IT)

Row C

Column 1 Blank

Columns 2 to 12 RICS code of the issuing Undertaking, **(O)** and Abbreviation [AG] **(F)**, or equivalent, for tickets issued by travel agencies. Unused column has to be blank. [CIV] **(O)** must be printed anywhere in this zone **(C)**.

Columns 13 to 52 Blank.

Row D

Columns 1 to 72 Blank.

FIELD 2 Information detailing the passenger's full name and the number of seats/berths reserved

Row A

Columns 53 to 71 Passenger's full name. This information generally relates to an "individual", "group" or "corporate" passenger and is entered flush left **(C)**.

Some RUs print the first name before the surname. This is a matter for the issuing RU to decide. However, when the entry is too long, it is the first name that must be truncated so that the surname can be entered in full.

Column 72

Blank.

Row B

Columns 53 to 71

Number of seats/berths indicated by a double-digit numeral. Where only a single digit is required, this is preceded either by a zero or an asterisk, e.g. 01 or *1 **(O)**.

The number of seats/berths is followed by a blank **(O)**. "SEAT/BERTH". This does not need to be translated when entered in row B **(O)**.

Column 72

Blank.

FIELD 3 Details of route travelled together with dates and times of departure and arrival

Rows E/F Entry of
data.

Column 1

Blank.

Columns 2 to 6

Details of date of departure, i.e. the indication: "DATE" or a suitable pictogram **(O)**.

Where the word "DATE" is printed, it is not translated, since it always appears in this box.

Column 7

Blank.

Columns 8 to 12

Details of time of departure, i.e. the indication: "TIME" or a suitable pictogram **(O)**.

Where the indication "TIME" is entered, it is not translated, since it always appears in this box.

Column 13

Blank.

Columns 14 to 30

Indication: "DEPARTURE" or "FROM", flush left **(O)**.

Columns 31 to 34

Arrow pointing from left to right. This arrow can be symbolised by successive "dash" (-) and "greater than" (>) characters or, for RUs unable to print an arrow, by a dash **(F)**.

Columns 35 to 51

Indication: "ARRIVAL" or "TO", flush left **(O)**.

Column 52

Blank.

Columns 53 to 57

Details of date of arrival, i.e. the indication "DATE" or a suitable pictogram **(O)**.

Same comments with regard to translation as for date of departure.

Column 58

Blank.

Columns 59 to 63

Details of time of arrival, i.e. the indication "TIME" or a suitable pictogram **(O)**. Same comments with regard to translation as for time of departure.

Columns 64 to 66

Blank.

Row G Entry of variable data

Column 1

Blank.

Columns 2 to 6	Date of departure in the DD/MM or DD.MM format (DD = day, MM = month) - cf. element 21A of TAP TSI technical document B.5 (O) .
Column 7	Blank.
Columns 8 to 12	Time of departure in the hh.mm or hh:mm format (h = hours, m = minutes) within the 24-hour system - cf. element 41A of TAP TSI technical document B.5 (O) .
Column 13	Blank.
Columns 14 to 30	Name of departure station in 17 characters, flush left (O) .
Columns 31 to 34	Arrow pointing from left to right. This arrow can be symbolised by successive "dash" (-) and "greater than" (>) characters or, for RUs unable to print an arrow, by a dash (O) .
Columns 35 to 51	Name of arrival station in 17 characters, flush left (O) .
Column 52	Blank.
Columns 53 to 57	Date of arrival in the DD/MM or DD.MM format (DD = day, MM = month) cf. element 21H of TAP TSI technical document B.5 (C) .
Column 58	Blank.
Columns 59 to 63	Time of arrival in the hh.mm or hh:mm format (h = hours, m = minutes) within the 24-hour system - cf. element 41H of TAP TSI technical document B.5 (C) .

FIELD 4 Details of class or service category of transport.

Field 4 is boxed off for more emphasis.

Rows E/F

Columns 67 to 71	"CLASS" (O) .
Column 72	Blank.

Row G

Columns 67 to 71	Detail of class, centered (C) . If no class indication is sent by the allocating system, the positions are to be left blank or invalidated by an asterisk - cf. element 24 of TAP TSI technical document B.5.
Column 72	Blank.

FIELDS 3 and 4

Row H

Column 1	Blank.
Columns 2 to 71	Invalidation of columns reserved for the return journey by means of an asterisk or the letter x, as shown in the specimen in point 2.2.3 - page xxx These columns may, however, be used in traffic between partner Undertakings for customer service entries - cancellation of a ticket for subsequent refunding, for example.
Column 72	Blank.

FIELD 5 Details of train, coach and seats/berths reserved

Row I

Column 1	Blank.
Columns 2 to 6	"TRAIN" or a suitable pictogram, flush left (O) .
Column 7	Blank.
Columns 8 to 12	Train number, flush right (O) .
Column 13	Blank.
Columns 14 to 16	Train category, flush right - cf. element 48 of TAP TSI technical document B.5 (C) .
Column 17	Blank.
Columns 18 to 25	"COACH", flush left (O) .
Column 26	Blank.
Columns 27 to 29	Coach number, flush right (O) .
Columns 30 to 32	Blank.
Columns 33 to 47	"SEAT", "COUCHETTE", "SLEEPING BERTH" or "BICYCLE", flush left (C) .
Column 48	Blank.
Columns 49 to 71	Numbering of seat(s)/berth(s) booked (O) .
Column 72	Blank.

Row J

Columns 1 to 32	Blank.
Columns 33 to 71	Numbering of seats/berths booked (see Row I - page xx) (C) .
Column 72	Blank.

Row K/L

Column 1	Blank.
Columns 2 to 71	"SMOKING" or "NON SMOKING" (F) ; the type of compartment booked - cf. element 51 of TAP TSI technical document B.5 (O) ; Numbering of seats/berths booked (see Row I - page xx) (C) or else the indication "UPPER", "MIDDLE", "LOWER", "WINDOW", "MIDDLE", "CORRIDOR" or "SOLO WINDOW" (O) . When entering the number of seats/berths booked, RUs have the choice of using a single or a double-digit numeral (e.g. 1 WINDOW or 01 WINDOW).
Column 72	Blank.

FIELD 6 Details of applicable tariff(s) and special condition(s) of carriage

Rows M/N/O

Column 1	Blank.
Columns 2 to 3	Number of passengers per tariff used (C) .

	The number of passengers may be indicated using a single or double-digit numeral, e.g. 1 or 01, given that the full two-digit numeral is already entered in field 2.
Column 4	Blank.
Columns 5 to 51	Designation of tariff on which fare is based (O) + 1 blank + special comments relating to the tariff, e.g. "SUBJECT TO SPECIAL CONDITIONS" (C) .
	Tariff designations can differ in length, while translation of special comments can also take up more or less space; accordingly, the only definitive requirement is that a blank must be left between the number of passengers and the tariff designation and between the tariff designation and any special comment.
Column 52 to 72	Blank.
Row O	
Columns 2 to 51	When a train is subject to supplement and the supplement has been charged for, "SUPPLEMENT INCLUDED" is entered here.

FIELD 7 Details of purchase currency and ticket price

The General Conditions of Carriage apply.

3.8.2. *Administrative information*

FIELD 8

The details required are printed.

3.8.3. *Specimen of RCT2 Reservation document*

3.9. Supplement Document (SUP)

3.9.1. Description

This is a supplement that does not imply a reservation.

When a supplement is to be issued in conjunction with a reservation, an RCT2 "RESERVATION" document is issued.

One supplement is issued per journey. There are three possible types:

- Supplement **Version 1** issued for a specific route, date, time and train
- Supplement **Version 2** issued for a specific type of train, e.g. ICE, but without detailing either the date and time of departure or the route. This is an "open" supplement, valid for 2 months, for a specific type of train
- Supplement **Version 3** issued under the same conditions as above, but for a specific route

3.9.2. Supplement Version 1

3.9.2.1. Commercial information

FIELD 1

Rows A/B

Column 1 Blank.

RCT2 classic

Columns 2 to 14
Undertaking **(C)**. Logo or designation of issuing Undertaking or [Issuer] + company code of the issuing

RCT2 compressed

Columns b to n, or 2 to 14
Undertaking **(C)** Logo or designation of issuing Undertaking or [Issuer] + company code of the issuing

Columns 15 to 18 Blank.

Rows A

Columns 19 to 51 RCT2 title "SUPPLEMENT", flush left **(O) (T)**.

Rows B

Columns 19 to 51 RCT2 title (cont. from row A) for Undertaking required to enter this information in a second language **(C)**.

The translations in the other UIC languages are "SUPPLEMENT" (FR), "ZUSCHLAG" (DE), "SUPPLEMENTO" (IT)

Row C

Column 1 Blank.

Columns 2 to 12	company code of the issuing Undertaking, (O) and Abbreviation [AG] (F) , or equivalent, for tickets issued by travel agencies. Unused column has to be blank. [CIV] (O) must be printed anywhere in this zone.
Columns 13 to 52	Blank.
Row D	
Columns 1 to 72	Blank.

FIELD 2 Information detailing passenger's full name plus number of adults and children

Same details as for the RCT2 "TICKET".

FIELD 3 Details of departure and arrival stations together with dates and times of departure and arrival

Rows E/ F Entry of invariable data

Same details as for the RCT2 "RESERVATION" document.

Row G Entry of variable data regarding date/time of train's departure and departure/arrival stations involved

Same details as for the RCT2 "RESERVATION" document.

Row H

Columns 1 to 72 Same details as for the RCT2 "RESERVATION" document.

FIELD 4

Same details as for the RCT2 "RESERVATION" document.

FIELD 5 Details of train reserved

Row I

Column 1	Blank.
Columns 2 to 6	"TRAIN" or a suitable pictogram, flush left (O) .
Column 7	Blank.
Columns 8 to 12	Train number, flush right (O) .
Column 13	Blank.
Columns 14 to 16	Train category, flush right (O) .

3.9.3. Supplement Version 2

NB: this RCT2 document can only be used in international services by those Undertakings whose systems allow receipts of supplements to be distributed as agreed between participating Undertakings.

3.9.3.1. Commercial information

Differs in the following respects from point 2.6.2 - page xx:

FIELD 1

Row D

Column 1 Blank.

Columns 2 to 51 Details of the validity of the supplement in the format: "VALID (FROM/)" DD/MM/YYYY "TO/-" DD/MM/YYYY or "VALID (FROM/)" DD.MM.YYYY "TO/-" DD.MM.YYYY (DD = day, MM = month, YYYY = year) **(O)**.

Undertaking that cannot print the year in 4 numerals may continue to operate with 2.

FIELD 3 Details of departure and arrival stations together with dates and times of departure and arrival

Invalidate with an asterisk columns which are reserved for details of departure and arrival stations and dates and times of departure and arrival.

FIELD 5 Details of supplement's validity

Rows I/J/K/L

Column 1 Blank.

Columns 2 to 71 Details as per agreement between the participating Undertakings **(O)**.

Column 72 Blank.

FIELD 6 Details of supplement's validity

Rows M/N/O

Column 1 Blank.

Columns 2 to 51 Details as per agreement between participating RUs **(O)**.

Column 52 Blank.

FIELD 7 Details of purchase currency and price per ticket

The General Conditions of Carriage apply.

3.10. Boarding pass Document (BOA)

CARTE D'ACCES in French, EINSTEIGEKARTE in German, CARTA D'ACCESSO in Italian.

Description: A reservation document is issued to a customer already holding an RCT2 "TRANSPORT + RESERVATION" document. The BOA can be issued per passenger or for all passengers on the ticket.

The operation involved is a change of reservation in respect of an "all-in" ticket for the same end-to-end journey (change of train/date of transport) at no cost to the customer. The tariff terms for the new journey must be identical to those for the original journey.

The tariff, class of service and passenger type remain unaltered. The tariff needs to allow exchange at no cost.

Advantages: No additional booking transaction: the customer keeps the original ticket and receives a boarding pass containing details of new reservation. This means that the new reservation is made without generating an accounting transaction. A boarding pass cannot be requested via B.5 messages, therefore it can be issued only by the same system that issued the original ticket (or by a system connected to the original system via a protocol allowing such requests). Nevertheless, since the boarding pass can be valid for an international journey, it is relevant for the interoperability scope.

The "BOARDING PASS" is unpriced.

Comments: This RCT2 document relates exclusively to "Transport + Reservation" products and its issue depends on the carrier's decision.

The English term "boarding pass" is generally associated with air travel but has a different meaning here. Whereas airlines check the original ticket and passenger Id, and give to the passenger a boarding pass, in rail travel the boarding pass is used in conjunction with the original ticket.

The sole object of this RCT2 document is to assign a new reservation. It does not in any sense constitute an authority to travel.

3.10.1. Commercial information

The information to be entered is the same as for the RCT2 "RESERVATION" document with the following differences:

FIELD 1

Row A

Columns 19 to 51 Name of document: "BOARDING PASS" **(O) (T)**.

The translations in the other languages are "CARTE D'EMBARQUEMENT" (FR), "EINSTEIGEKARTE" (DE), "CARTA D'IMBARCO" (IT)

FIELD 2

No information entered in the case of pre-printed RCT2 documents.

In the case of RCT2 blank-to-blank documents in which all details are entered by a printer, this field is not printed.

FIELD 6

Rows M/N/O

Columns 2 to 51 "THIS CARD IS NOT A TICKET. IT SHOULD BE USED IN CONJUNCTION WITH THE ORIGINAL TICKET" **(O) (T)**.

The translations in the other UIC languages are "CETTE CARTE NE CONSTITUE PAS UN BILLET; ET DOIT ETRE ACCOMPAGNEE DU BILLET INITIAL" (FR), "DIESE KARTE IST KEIN FAHRAUSWEIS UND MUSS VOM URSPRÜNGLICHEN FAHRAUSWEIS BEGLEITET SEIN" (DE), "QUESTO TAGLIANDO NON COSTITUISCE BIGLIETTO DI VIAGGIO E DOVRA' ESSERE ACCOMPAGNATO DA UN ALTRO BIGLIETTO DI VIAGGIO" (IT)

FIELD 7

In the case of a pre-printed RCT2 document, the "PRICE" box is to be invalidated by asterisks to ensure the word "PRICE" is not visible to the customer.

In the case of an RCT2 blank-to-blank document, the "PRICE" box is to be left blank.

NB: the original ticket is to be amended in field 6, row O, column 2 onwards, in the following ~~manner~~ way: "BOARDING PASS ISSUED" **(O)**. The mentioned possibility of "amending" the original ticket refers only to the case of a ticket passed a second time in a printer of the same system that issued the original ticket (or by a system connected to the original system via a protocol allowing such operation). Nevertheless, as said above, since the boarding pass can be valid for an international journey, it is relevant for the interoperability scope.

3.10.2. Administrative information

FIELD 8

As this RCT2 document is unpriced, it contains no information relating to VAT.

3.10.3. Specimen of RCT2 Boarding Pass document

4.

5. Rail Credit Card Sized Ticket (RCCST)

5.1. Overview

The RCCST is a standard which always includes one barcode on the front page.

5.2. Ticket design

5.2.1. Field definition

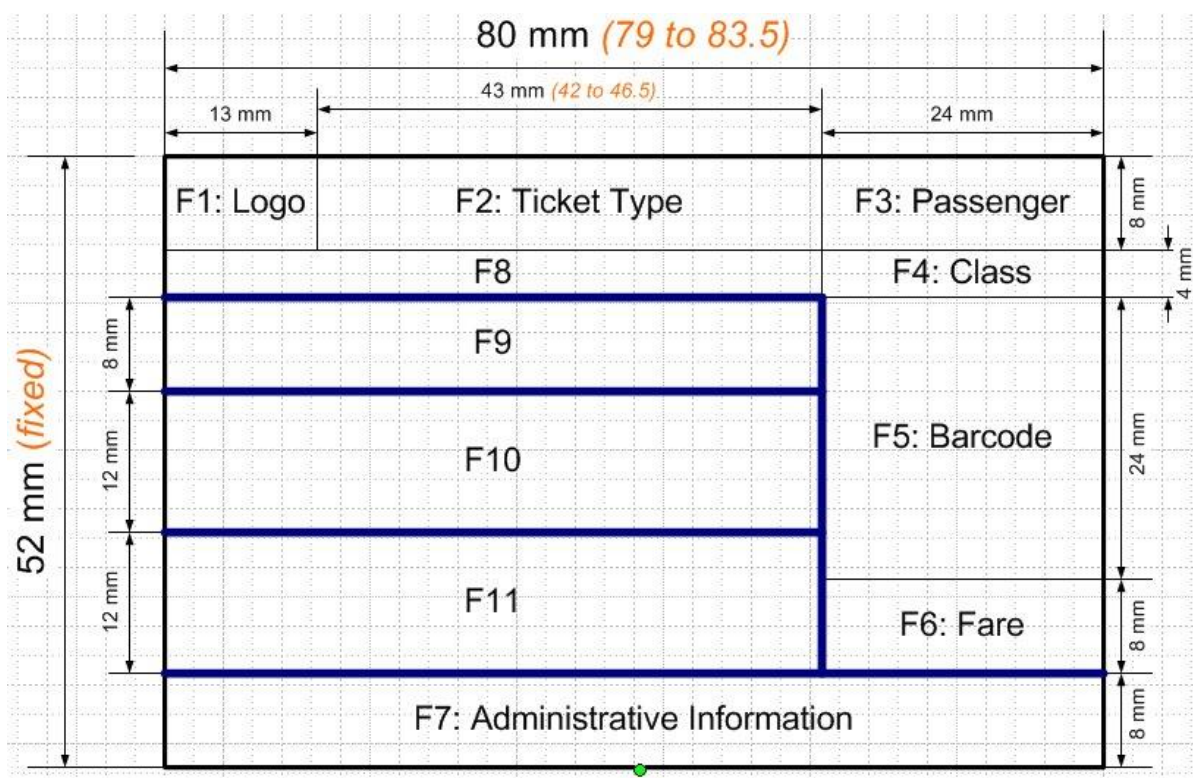
Field Size

The minimum PRINTING AREA is 79 mm to 52 mm to maximum 83.5 mm to 52 mm

The paper size, defined in CIT MIRT, is 82,55 to 54 mm

Field Position

The ticket grid is divided in 11 printing zones defined as follows:



Fields width size for F1, F3, F4, F5 and F6 are fixed.

Fields width size for F2, F8, F9, F10, F11 and F7 are flexible, depending on the ticket total size (Annex E)

5.2.2. Font definition

The font types recommended are:

- *Arial*,
- *Courier*,
- *Dejavu*

Monospaced, sans mono and *sans condensed* are accepted options for all fonts.

Two size fonts are used:

Because fonts have different sizes depending on the type and the font size numbers, the recommendations are:

[small] : 6.5 points.

[large] : 8.5 points.

There should be a minimum two-point difference between small and large font. Printer should accept Bold font.

5.2.3. Grid definition

Railways which use “BMP image” or PDF” printers do not use grids.

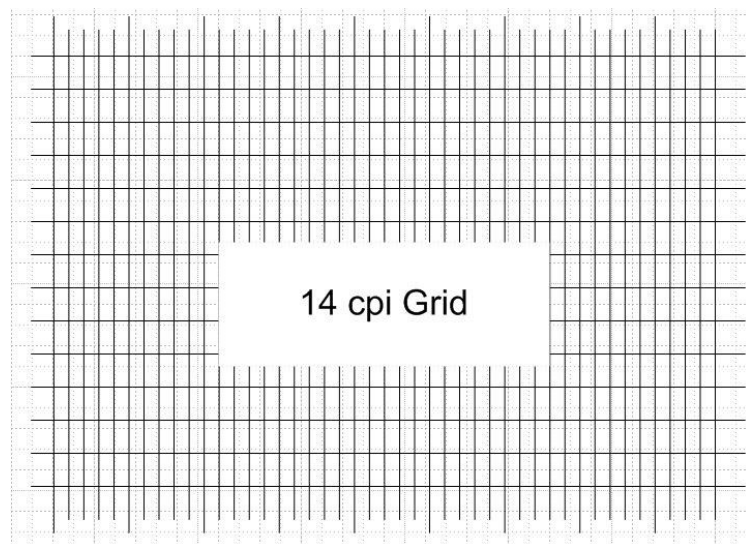
ATB printers need a grid. 14 cpi definition here applied is the same as in RCT2 compressed grid definition.

ROW A to M and column 1 to 44 are used.

Text in each field, if not separated by a box delimitation, must be separated by a blank.

No legend needed.

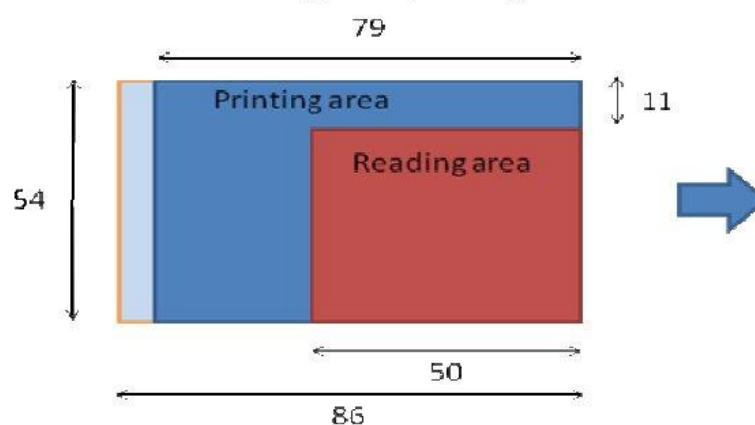
Box delimitation must be printed **(O)** as described below:



5.2.4. Reading Area for Bar code (i.e. Printer IER 560)

The Barcode must be on the right side of the ticket because of some printers reading area (i.e. IER 560 printers).

ISO barcode reading and printing areas :



5.3. Common zones for all tickets and documents

The ticket fields F1, F2, F4, F5, F6 and F7 should keep the same design for all ticket and document types.

ROW A to M and column 1 to 44 are used.

FIELD 1 Logo

ROW A/B

Columns 1 to 7

Symbol (logo) of the issuing undertaking (**O**) centered (recommended size 8*13 mm);

If logo cannot be printed, the Issuing undertaking's acronym must be printed in this field.

If Logo is larger, Field 1 and Field 2 are merged in Row A and B, column 1 to 30 **(C)**.

FIELD 2 Ticket/Document description

ROW A

Columns 8 to 30

Description of the ticket type **(O)**:

The obligation to translate the ticket type in a UIC language is fulfilled by the obligatory use of the acronym.

+ blank

+ ticket acronym

“NRT”, “IRT”, “GRT”, “RPT”, “VET”, “RES”, “SUP”, “COI”, “UPG”, “BOA”, “TRV” [*large and bold*] **(O)**; if not enough space on Row A, ticket acronym is printed on Row B.

ROW B

If necessary, ticket acronym flush left [*large and bold*] **(O)(C)**+ blank.

+ Designation of service Brand name (short or long Brand name description) [*large*] **(O)** - cf. element 81 of TAP TSI technical document B.5.

FIELD 4

ROW C

Columns 32 to 44

“CLASS” + blank + Class of travel or category of service [*large and bold*] **(O)**

FIELD 5 Barcode

ROW D/E/F/G/H/I

Columns 31 to 44

2D-barcode AZTEC Appendix **C-1 and C-4** of TAP TSI technical document B.12; size 24*24 mm. **(O)** centered.

No blank window if paper is used for both RCT2 and RCCST.

FIELD 6 Purchase currency and amount

ROW J/K

Columns 32 to 44

CURRENCY [*large*] **(O)** flush left

Fare or PRICE AMOUNT [*large and bold*] **(O)** flush right

Second currency left and price amount right [*small*] **(F)**

If there is a SERVICE FEE it can be printed on a separate document. If not, it must be in field 7.

FIELD 7 Administrative information for the issuing Undertaking

ROW L/M

Columns 1 to 44

Administrative details *[small or small and bold if needed]*date and time of issue **(O)**Issuing office Identification code **(O)**,Name of issuing office **(F)**Details of the issuing terminal **(F)**TAP TSI technical document B.5Reference Number **(C)**"ISSUER" and company Code of the issuing undertaking **(O)**

If not enough space most important to print is issuer code and then "ISSUER:"

Page numbering *[bold]* **(O)**VAT registration number according to national laws **(F)**Details of means of payment **(O)**

CA = Cash

CB = Cashless payment

CC = Credit Card

CD = Debit Card

This code list is not exhaustive so more codes can be used.

Distinctive letters, numbers or symbols of the office which issued the tickets or coupons *[small]* **(O)**The service fees may be printed on a separate piece of paper. If not, it must be in this field. ["Incl." or "Excl."] + ["SERVICE FEE" or "SURCHARGE"] + ["EUR" or national currency] + ["+" if excl.] + [fee amount] *[small]* **(C,F)** flush left.**5.4. Flexible fields for tickets and documents****5.4.1. NRT: Non integrated Reservation Ticket****FIELD 3 Number of passengers**

ROW A/B

Columns 32 to 44

Number of passengers and passenger type, showing adults and children (or dogs) separately.

FIELD 8 Validity information

ROW C

Columns 1 to 30 Validity in time (first and last day) *[large]* **(O)**

FIELD 9 Stations

ROW D

Columns 1 to 30 Name of the departure station *[large and bold]* **(O)** flush left.

ROW E

Columns 1 to 30 Name of the destination station *[large and bold]* **(O)** flush left.

FIELD 10 Route information

ROW F/G/H

Columns 1 to 30 Geographical validity or VIA or route indications *[small]* **(O)**
If description of the route is too long, possibility to split on a border point the journey in parts and to print on several pages, using the page numbering.

FIELD 11 Tariff information and Carrier Codes

ROW I/J/K

Columns 1 to 30 Tariff designation *[large or small if required by length]* **(O)** top left
Additional tariff information *[large or small if required by length]* **(F)**
Abbreviation "CIV" *[small]* and "CARRIER:" and codes of the different carriers (company Codes) taking part in providing carriage *[small]* **(O)** bottom left.
If not enough space most important to print is carrier code and then "CARRIER:"

5.4.2. IRT: Integrated Reservation Ticket

One ticket for one train,

If more than one train, possibility to print on several pages, using the page numbering.

FIELD 3 Number of passengers

ROW A/B

Columns 32 to 44 Number of passengers and passenger type, showing adults and children (or dogs) separately.

Or

Number of seats/berths indicated by a double-digit numeral.

Where only a single digit is required, this is preceded either by a zero or an asterisk, e.g. 01 or *1 **(O)**. Number of seats/berths is followed by

a blank **(O)**. Indication: "SEAT(S)/BERTH(S)". This does not need to be translated **(O)** - cf. element 23A of TAP TSI technical document B.5.

FIELD 8 Reservation limitation

ROW C

Columns 1 to 30 Reservation information and limitation *[large or small if required by length]* **(O)**

FIELD 9 Stations, Date, Time

ROW D

Columns 1 to 30 Name of the departure station *[large and bold]* **(O)** flush left. (Name station is defined on 17 characters in HERMES message).

Departure time and date *[large and bold]* **(O)** flush right.

ROW E

Columns 1 to 30 Name of the destination station *[large and bold]* **(O)** flush left. (Station name is defined on 17 characters in TAP TSI technical document B.5message)

Arrival time and dates *[large]* **(O)** flush right.

FIELD 10 Reservation information

ROW F/G/H

Columns 1 to 30 "TRAIN" or corresponding pictogram, + Train number, *[large]* **(O)** flush left

"COACH" or corresponding pictogram + Coach number *[large]* **(O)**,

"SEAT", "COUCHETTE", " BERTH" or corresponding pictogram + Numbering of seat(s)/berth(s) booked *[large]* **(O)** cf. element 51 of message 918-1 **(O)**;

"SEATING IF AVAILABLE" in the event of overbooking *[small]* **(C)**.

the indication "UPPER", "MIDDLE", "LOWER", "WINDOW", "MIDDLE", "CORRIDOR" or "SOLO WINDOW" *[small]* **(C)**.

Additional reservation information *[large or small if required by length]* **(F)**

FIELD 11 Tariff information and Carrier Codes

ROW I/J/K

Columns 1 to 30 Tariff designation *[large or small if required by length]* **(O)** top left

Additional tariff information *[large or small if required by length]* **(F)**

Abbreviation "CIV" *[small]* and "CARRIER:" and codes (RICS Codes) of the different carriers taking part in providing carriage *[small]* **(O)** bottom left

If not enough space most important to print is carrier code and then "CARRIER:"

5.4.3. GRT: Group Ticket

5.4.3.1. Original Group Ticket

FIELD 3 Number of passengers

ROW A/B

Columns 32 to 44

Name of the group **(F)**

Name of the group leader: last name **(O)** + first name *[large]* and last name in Upper case.

Some RUs print the first name before the surname. This is a matter for the issuing RU to decide. Where the entry is too long, however, it is the first name that must be truncated so that the surname can be entered in full.

"TOTAL" + number of group members **(O)**

FIELD 8 Validity information

ROW C

Columns 1 to 30

Validity in time (first and last day) *[large]* **(O)**

FIELD 9 Stations

ROW D

Columns 1 to 30

Name of the departure station *[large and bold]* **(O)** flush left.

ROW E

Columns 1 to 30

Name of the destination station *[large and bold]* **(O)** flush left.

FIELD 10 Route information

ROW F/G/H

Columns 1 to 30

Geographical validity or VIA or route indications *[small]* **(O)**

If description of the route is too long, possibility to split the journey in several parts and to print it on several tickets, using the page numbering.

FIELD 11 Tariff information and Carrier Codes

ROW I/J/K

Columns 1 to 30

Tariff designation *[large or small if required by length]* **(O)** top leftAdditional tariff information *[large or small if required by length]* **(F)**Abbreviation "CIV" *[small]* and codes (company Codes) of the different carriers taking part in providing carriage *[small]* **(O)** bottom left

5.4.3.2. Group Ticket countermark

The Group Ticket countermark is used in conjunction with the original Group ticket.

The Group Ticket countermark does not mention any price. Field 6 is filled with **** **(O)**.

FIELD 3 Number of passengers

ROW A/B

Columns 32 to 44

Name of the group (remark: this is only non-defined field) **(F)**Name of the group leader: last name **(O)** + first name *[large]* and last name in Upper case.

Some RUs print the first name before the surname. This is a matter for the issuing RU to decide. Where the entry is too long, however, it is the first name that must be truncated so that the surname can be entered in full.

FIELD 8 Validity information

ROW C

Columns 1 to 30

"ONLY VALID WITH GROUP TICKET" *[large]* **(O)** + Ticket Identifier number**FIELD 9 Stations**

ROW D/E

Columns 1 to 30

filled with **** **(O)**.**FIELD 10 Route information**

ROW F/G/H

Columns 1 to 30

filled with **** **(O)**.**FIELD 11 Tariff information and Carrier Codes**

ROW I/J/K

Columns 1 to 30

Tariff designation *[large or small if required by length]* **(O)** top leftAdditional tariff information *[large or small if required by length]* **(F)**

5.4.4. RES : Reservation only document

FIELD 3 Number of passengers

ROW A/B

Columns 32 to 44

Number of passengers and passenger type, showing adults and children (or dogs) separately.

Or

Number of seats/berths indicated by a double-digit numeral.

Where only a single digit is required, this is preceded either by a zero or an asterisk, e.g. 01 or *1 **(O)**. Number of seats/berths is followed bya blank **(O)**. Indication: "SEAT(S)/BERTH(S)". This does not need to be translated **(O)** - cf. element 23A of TAP TSI technical document B.5.**FIELD 8 Reservation limitations**

ROW C

Columns 1 to 30

Reservation information and limitation *[large or small if required by length]* **(O)****FIELD 9 Stations, Date, Time**

ROW D

Columns 1 to 30

Name of the departure station *[large and bold]* **(O)** flush left. (Station name is defined on 17 characters in HERMES message).Departure time and date *[large and bold]* **(O)** flush right.

ROW E

Columns 1 to 30

Name of the destination station *[large and bold]* **(O)** flush left. (Station name is defined on 17 characters in HERMES message)Arrival time and date *[large]* **(O)** flush right.**FIELD 10 Reservation information**

ROW F/G/H

Columns 1 to 30

"TRAIN" or corresponding pictogram, + Train number, *[large]* **(O)** flush left

"COACH" or corresponding pictogram + Coach number *[large]* **(O)**,

"SEAT", "COUCHETTE", " BERTH", "BICYCLE" or corresponding pictogram + Numbering of seat(s)/berth(s) booked *[large]* **(O)** cf. element 51 of message 918-1 **(O)**;

"SEATING IF AVAILABLE" in the event of overbooking *[small]* **(C)**.

the indication "UPPER", "MIDDLE", "LOWER", "WINDOW", "MIDDLE", "CORRIDOR" or "SOLO WINDOW" *[small]* **(C)**.

Additional reservation information *[large or small if required by length]* **(F)**

FIELD 11 Tariff information and Carrier Codes

ROW I/J/K

Columns 1 to 30

Tariff designation *[large or small if required by length]* **(O)** top left

Additional tariff information *[large or small if required by length]* **(F)**

5.4.5. BOA: Boarding Pass

This document relates exclusively to IRT products and its issue is dependent on the respective carrier's decision. The boarding pass is used in conjunction with the original ticket.

The sole object of this document is to assign a new reservation.

The operation involved is a change of reservation in respect of an "all-in" ticket for the same end-to-end journey (change of train/date of transport) at no cost to the customer. The tariff terms for the new journey must be identical to those for the original journey.

The tariff, class of service and passenger type remain unaltered. The tariff needs to allow exchange at no cost.

The boarding pass does not mention any price. Field 6 is filled with **** **(O)**.

The BOA can be issued per passenger or for all passengers on the ticket.

FIELD 3 Number of passengers

ROW A/B

Columns 32 to 44

Number of passengers and passenger type, showing adults and children (or dogs) separately.

FIELD 8 Reservation limitations

ROW C

Columns 1 to 30

Reservation information and limitation *[large or small if required by length]* **(O)**

FIELD 9 Stations, Date, Time

ROW D

Columns 1 to 30 Name of the departure station *[large and bold]* **(O)** flush left.
 Departure time and date *[large and bold]* **(O)** flush right.

ROW E

Columns 1 to 30 Name of the destination station *[large and bold]* **(O)** flush left.
 Arrival time and date *[large]* **(O)** flush right.

FIELD 10 Reservation information

ROW F/G/H

Columns 1 to 30 "TRAIN" or corresponding pictogram, + Train number, *[large]* **(O)** flush left
 "COACH" or corresponding pictogram + Coach number *[large]* **(O)**,
 "SEAT", "COUCHETTE", " BERTH", "BICYCLE" or corresponding pictogram +
 Numbering of seat(s)/berth(s) booked *[large]* **(O)** cf. element 51 of TAP TSI technical
 document B.5 **(O)**;
 "SEATING IF AVAILABLE" in the event of overbooking *[small]* **(C)**.
 the indication "UPPER", "MIDDLE", "LOWER", "WINDOW", "MIDDLE", "CORRIDOR"
 or "SOLO WINDOW" *[small]* **(C)**.
 Additional reservation information *[large or small if required by length]* **(F)**

FIELD 11 Tariff information and Carriers Codes

ROW I/J/K

Columns 1 to 30 Tariff designation *[large or small if required by length]* **(O)** top left
 Additional tariff information *[large or small if required by length]* **(F)**

5.4.6. VET, RPT and SUP

It could be defined in a later stage.

6. A4 Rail Ticket (A4RT)

6.1. Overview

The A4 Rail Ticket is the european standard for printed tickets on blank non secured paper (A4 blank paper sheet). This standard can be used not printed when displayed on screens (example: .pdf on a phone or tablet).

Other « similar » paper formats (US legal ...) are allowed under the condition that the issuer checks that all relevant information is correctly shown on the non A4-format paper.

It can be used for all ticket types (IRT, NRT, RPT ...).

They can be printed in any point of sales (travel agencies, stations...) using plain piece of paper, without Stock Control number.

Since this kind of tickets can be easily reprinted or copied, commercial limitations on NRT tickets or complete control loop of control data might be applied.

6.2. Ticket design

The ticket is divided in 3 parts:

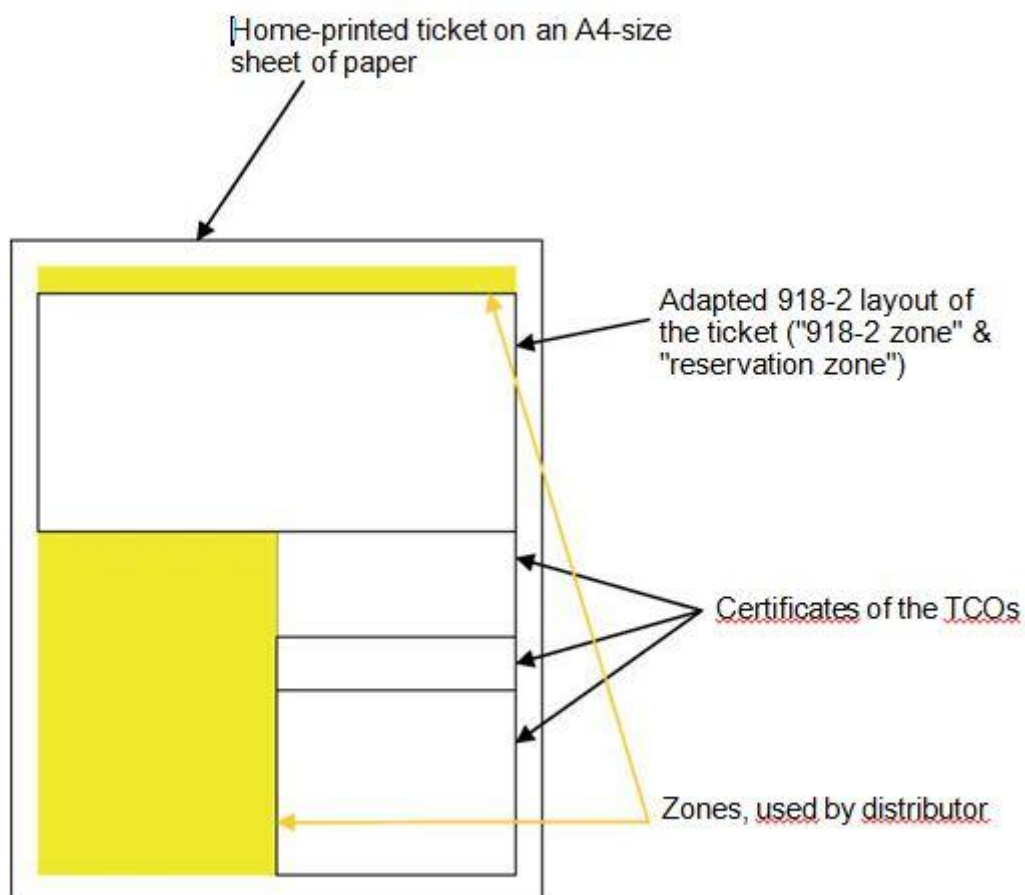


Fig. 1 – A4 Rail Ticket layout

In the yellow (shaded) zones the distributor can put any information he wishes, for example a reference to his/her file, a timetable, the conditions for using the ticket.

The top-zone is fixed and must be used to identify the distributor and the issuer. If the distributor is the issuer, only one mention will be enough. The layout is free (logo and/or text).

The adapted RCT2 zone contains the information concerning the journey and the ticket as stated in Chapter 2 RCT2 layout (page 10) which is already used by all the undertakings in order to control the information on the ticket concerning the trip and the passenger. Possibly, a line will be added just beneath containing information about a reservation and/or a supplement. Chapter 2 RCT2 doesn't permit an open ticket + reservation on one ticket; the home printed version however must allow this combination.

The adapted RCT2 zone **MUST ALWAYS** contain the name of the/a passenger.

The designation of the contract of carriage (e.g. "TICKET", "TICKET+RESERVATION"...) must be in the language of the issuer which generates this ticket. If this language is neither English, nor French, nor German, nor Italian, the information must also appear in one of these languages.

6.3. General description

6.3.1. The different zones explained in detail

On the A4RT ticket, the different zones are named as shown below and on the diagram in Fig 3 - page XXX.

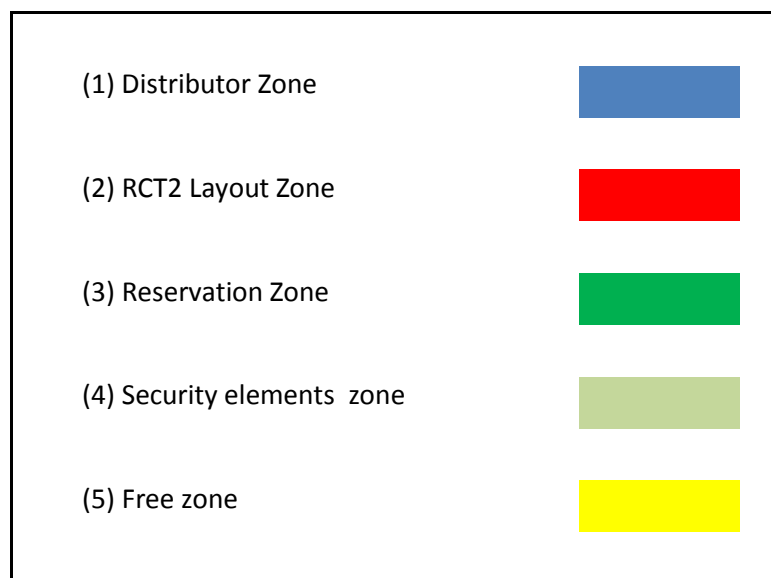



Fig. 2 - Legend of the different zones as shown in Figure 7

The colours are used to indicate where the different zones can be found on the physical ticket (see Fig. 2 - page XXX). The size of the different zones is written in the description of the zone itself.

The size of the paper is defined as A4 (210 mm * 297 mm).






Fig. 3 - Zones of A4RT

6.3.2. Examples



JÍZDENKA
FAHRSCHEIN

01 DOSPĚLÝ/ERW.

CIV 1154

Platí/Gültig: 11.12.2017-12.12.2017

30		Z/DE/VON	→	DO/A/NACH	30		TRÍDA/ CL./KL.
*	*	CHEB	→	MARKTREDWITZ	*	*	2
*	*	*	→	*	*	*	*

VIA <1154>CHEB (GR) <1080>*****

Cena	173 Kč
Price	6,60 EUR

Daňový doklad (informace o ceně)

Summary / Rechnung

Položka Tar. cena Body Cena DPH

Jízdenka 1 173 Kč 173 Kč Osv.od DPH \$70

Celkem 173 Kč

Datum vystavení/datum platby: 30.11.2017 16:33 Platba: KARTOU/CC

Prodejce: České dráhy, a.s. 30000 Číslo obj.: 19680 712 00

Praha 1, Nábřeží L.Svobody 1222, PSČ 110 15 DIČ: CZ70994226

Jízdní řád

Timetable / Fahrplan

Stаницe	Odj. / Přij.	M	M	Místo / Seat / Sitzplatz
Cheb	11.12. 14:27	Os	20879	
Marktredwitz	11.12. 14:52			



Údaje pro kontrolu

Angaben für Kontrolle

Doklad číslo / Beleg Nr.:

***7009-507**

Jméno / Name:

Anders Olsson

Kód transakce:

97B1U4

Kód nepřehýbejte! / Do not fold the barcode!
Barcode nicht knicken!



Reklama

**Zažijte vánoční atmosféru
u našich sousedů!**

www.cd.cz

Uvedená cena platí při nákupu
zpáteční jízdenky CD Tip v e-shopu ČD.



Šťastnou cestu vlakem přejí České dráhy, Váš osobní dopravce.

Strana 1/1

 FAHRSCHEIN gültig alle Züge/valid all trains.			Olsson Anders 01 ERWACHSENE(R)				
Personenverkehr AG CIV 1181 HF 12.12.17-13.12.17							
DATUM	ZEIT	VON	->	NACH	DATUM	ZEIT	KLASSE
*	*	MARCHEGG BAHNHOF	->	BRATISLAVA	*	*	2
*	*	*	->	*	*	*	*
ÜBER --> <1181> MARCHEGG(GR)<1156> **							
01 Standard-Ticket				Berechtigt nicht zum Vorsteuerabzug			
				PREIS	EUR 4,30		
				INKL. UST.:			
				AT:10,00%	EUR 0,22		
2164 4182 4023 4397 <small>2164 4182 4023 4397</small>		717235 041217 09:01					

Wurde bezahlt mittels Kreditkarte mit der Nummer *****0021.

 Zangenabdruck

Bahnfahrer sind CO₂-Sparer

Ticketcode 2164 4182 4023 4397 zur Buchung 0463 3675 4525 4026

In Österreich akzeptieren wir Ihr PDF-Ticket digital (Anzeige auf Laptop, Tablet, Smartphone). Grenzüberschreitend drucken Sie dieses bitte auf weißem Papier A4 Hochformat aus. Wir benötigen für die Kontrolle Ihren Lichtbildausweis. Bitte behalten Sie Ihr Ticket bis zum Verlassen Ihrer Ausstiegsstation.

Es gilt der Tarif des genutzten Verkehrsunternehmens. Tarife sowie Infos über Fahrgastrechte sind unter

www.oebb.at und bei ÖBB-Verkaufsstellen einsehbar. Alle Informationen erhalten Sie auch im ÖBB-Kundenservice 05-1717 (österreichweit zum Ortstarif). Aktuelle Streckeninformationen für Ihre Fahrt finden Sie auf www.streckeninfo.oebb.at.

Code bitte nicht knicken /
Do not fold the ticketcode



6.3.3. The distributor zone (1)

(size: W: min. 160 mm, H: 15 mm)

In this zone, the distributor MUST identify himself and if he wants to print a reference number for the ticket, it has to be done here. In this zone the coupon number (used for back-office purposes) is also printed.

6.3.4. The RCT2 layout zone (2)

(size: W: min. 160 mm, H: min. 70 mm)

This zone contains all the necessary elements in a layout, recognised by the train staff of the TCO(s).

NB: the distributor-logo on the top-left position of this zone may only be present if it is different from the "main" distributor logo as described in point 4.2.2.1.

A description of the elements can be found in Chapter 2, they are adapted in the following way:

- Row 4 (D): Note "Valid:" and year of departure of outward journey
- Row 16 to 18 (P to R): are dropped

Two different standards are possible:

- The classic layout:

This is a layout, based on *RCT2 definition above in Chapter 1* and recognisable by any TCO (same as the ATB-tickets but without the security-background).

- A particular - picture based - layout (picture serving as a security background):

A distributor absolutely wanting to have a visually protected ticket can decide to include in the bilateral agreement that the RCT2 zone is made out with this background. In that case, the RCT2 layout, created locally on the machines of the ticket-issuer, is printed on top of a picture with the same size. As this picture is locally added by the distributor, the TCO does not need to send this information to the distributor.

Of course, the picture must allow the reading of all necessary elements in the RCT2 zone.

6.3.5. The reservation zone (3)

(size: W: min. 160 mm, H: variable, min. 0 mm)

If the ticket mentions (a) reservation(s), then the distributor must add all the information, relative to this (the) reservation(s) in this zone.

Description of the elements

All elements are printed in the language of the distributor's website.

Row 1:	Note "Reservation" if reservation info is included Note "Timetable" if only timetable info is included
Row 2:	"Outward journey"
Row 3:	Column 1: Departure date of first leg (format <u>dd.mm</u>) Column 2: Departure time of first leg (format <u>hh.mm</u>) Column 3: Departure station of first leg

Column 4: Right arrow

Column 5: Arrival station of first leg

Column 6: Arrival date of first leg (format dd.mm)

Column 7: Arrival time of first leg (format hh.mm)

Column 8: Train type and number

Column 9: Coach number

Column 10: Seat number(s)

Row 3 is repeated for any subsequent leg of the outward journey. For legs without reservation (only timetable information) columns 8 to 10 are invalidated with asterisks ("*").

If the ticket includes a "return journey", a corresponding section (row 2 and 3 ff) is added with the indication "Return journey".

6.3.6. Examples of RCT2 zone (2) and reservation zone (3)

NRT or IRT or NRT + RES or NRT + SUP or NRT + RES + SUP or RES only or SUP only are possible in A4RT format.

IRT and NRT only RCT2 layouts follow the specifications defined in this current document chapter 2.

NRT + RES follow a specific layout:

FAHRAUSWEIS / BILLET / TICKET				FISHER GEORGE 01 Erwachsene		
CIV 1185 Gültig/Valid: 2004				31.12.1970		
		VON/DE/FROM	→ NACH/A/TO			KL. CL.
24.10.	09.04	BERN	→ AMSTERDAM CS	24.10.	16.55	1
27.10.	07.05	AMSTERDAM CS	→ BERN	27.10.	16.11	*
VIA 1185-OLTEN-BASEL BAD.BF.-1180-KARLSRUHE-WORMS O FRANKFURT (M)-KÖLN-EMMERICH GR-1184 *****						
ABT 1/2 Bahncard				DIN CHF 272.00		

PLATZRESERVIERUNGEN / RESERVATIONS

HINFAHRT/ALLER/OUTWARD JOURNEY





				ZUG/TRAIN	COACH	SEAT
24.10.	09.04	BERN	-> BASEL SBB	09.59	* * *	*
24.10.	10.12	BASEL SBB	-> FRANKFURT (M)	13.06	ICE 76	001 26
24.10.	13.17	FRANKFURT (M)	-> AMSTERDAM CS	16.55	ICE 126	008 4

RÜCKFAHRT/RETOUR/RETURN JOURNEY

				ZUG/TRAIN	COACH	SEAT
27.10.	07.05	AMSTERDAM CS	-> FRANKFURT (M)	11.01	ICE 121	001 26
27.10.	12.05	FRANKFURT (M)	-> BERN	16.11	ICE 73	008 4

Adapted RCT2 zone and reservation zone of a ticket with reservation

NRT + SUP follow a specific layout:

FAHRAUSWEIS / BILLET / TICKET				FISHER GEORGE 01 Erwachsene		
CIV 1185 Gültig/Valid: 2004				31.12.1970		
 30		VON/DE/FROM	→ NACH/A/TO	 30		KL. CL.
24.10.	09.04	BERN	→ AMSTERDAM CS	24.10.	16.55	1
27.10.	07.05	AMSTERDAM CS	→ BERN	27.10.	16.11	*
VIA 1185-OLTEN-BASEL BAD.BF. -1180-KARLSRUHE-WORMS O FRANKFURT (M) -KÖLN-EMMERICH GR-1184 *****						
ZUSCHLÄGE INBEGRIFFEN / SUPPLEMENTS Y COMPRIS / SUPPLEMENTS INCLUDED						
ABT 1/2 Bahncard				DIN CHF 272.00		

RCT2 zone of a ticket with a supplement

NRT + RES + SUP follow a specific layout:

The RCT2 zone and the reservation zone:

FAHRAUSWEIS / BILLET / TICKET				FISHER GEORGE 01 Erwachsene		
CIV 1185 Gültig/Valid: 2004				31.12.1970		
		VON/DE/FROM	→ NACH/A/TO			KL. CL.
24.10.	09.04	BERN	→ AMSTERDAM CS	24.10.	16.55	1
27.10.	07.05	AMSTERDAM CS	→ BERN	27.10.	16.11	*
VIA 1185-OLTEN-BASEL BAD.BF.-1180-KARLSRUHE-WORMS 0 FRANKFURT (M)-KÖLN-EMMERICH GR-1184 *****						
ZUSCHLÄGE INBEGRIFFEN / SUPPLEMENTS Y COMPRIS / SUPPLEMENTS INCLUDED						
ABT 1/2 Bahncard				CHF 272.00 DIN		

PLATZRESERVIERUNGEN / RESERVATIONS

HINFAHRT/ALLER/OUTWARD JOURNEY

				ZUG/TRAIN	COACH	SEAT
24.10.	09.04	BERN	-> BASEL SBB	09.59	* * *	*
24.10.	10.12	BASEL SBB	-> FRANKFURT (M)	13.06	ICE 76	001 26
24.10.	13.17	FRANKFURT (M)	-> AMSTERDAM CS	16.55	ICE 126	008 4

RÜCKFAHRT/RETOUR/RETURN JOURNEY

				ZUG/TRAIN	COACH	SEAT
27.10.	07.05	AMSTERDAM CS	-> FRANKFURT (M)	11.01	ICE 121	001 26
27.10.	12.05	FRANKFURT (M)	-> BERN	16.11	ICE 73	008 4

RCT2 layout and reservation zone of ticket + reservation + supplement

NB: If the bilateral agreement mentions that the layout should be picture-based, then this part of the ticket can be completely different.

6.3.7. *The security elements zones (4) (Security elements are defined UIC 918.9 leaflet)*

Depending on the kind of certificate, the size will be different. At the top of every security element, a short description should be written.

The train's control staff (TCO) reads their certificate for the right journey part and check if the printed ticket info is correct. The TCO compare the TLG (Ticket Layout Barcode) content and the upper adapted RCT2 zone information.

For technical reasons linked to the 2D barcode-reader, the big 2D-barcode must always be printed in the lower-right part of the page (if a 2D barcode is included on the ticket).

6.3.8. *The free zone (5)*

(size depends on remaining space on ticket)

The distributor can add extra information (or publicity) for the client in this zone. The layout of this information, the size, the information itself may be freely chosen by the distributor.

6.3.9. *Page numbering*

(size: W: min. 20 mm, H: 5 mm)

In the middle of the bottom of every page, the page number and the number of pages must be indicated.

The layout for this is XX/NN where XX is the page number and NN the number of pages.

7. Flexible Size Ticket (FST)

7.1. Overview

The FST is a recommendation and not a standard. It can be displayed on screen or printed on a blank paper.

All the obligatory information defined by CIT, if not displayed in the FST layout, must be sent simultaneously to the passenger in another document (**O**). All the information is linked with the ticket ID and company code.

7.2. Ticket design

Screen Size

The mobile device screen size should be 4" to 14" to display the Flexible Size Ticket on screen.

Paper Size

The blank paper can be a strip or a A4 with multiple FST.

7.2.1. Three parts

For SiD or SiS tickets the contract of carriage is linked to the Barcode.

To ease the TCO's action the barcode should be displayed first.

Within the app, on printed on blank paper, the three parts should keep the same general design for all tickets and document types (IRT, NRT, GRT ...).

The ticket is composed of 3 parts to display in the following order from top to bottom:

Part 1: The Barcode

The RTS security relies on the barcode, for TCO and for gate opening.

The barcode is defined in TAP TSI technical document B.12.



Part 2: The ticket information labels

This part is defined in this chapter 5 of TAP TSI technical document B.11 and more specifically below.
 These data are intended as information for the client.



Part 3: The visual security element

This is a free open zone to be used by the RU for security.
 This part is not defined in UIC leaflet yet.



7.2.2. Part 2: the ticket information labels

The order of the fields in the table below is what the ERA recommends to display on the screen or on blank paper.

Complete Field List

	Field Name
Main information	Basic trip Information for the client to select the right ticket
Passenger Information	The passenger identification
Ticket ID	Ticket identification
Detail Information	Information on the route or trains to take
Administrative Information	Activation, tariff, legal information

7.3. NRT: Non integrated Reservation Ticket

	Field Name	Comment	
Main information	Origin	The starting location of the journey	O
	Destination	The ending location of the journey	O
	Validity or Date	Period of validity	O
	Class	Class of travel and/or category of service to be used	O
Passenger Information	NumPassengers	Number of passengers (adults/children/dogs to be specified separately)	O
	Family name	Leaflet 106, MIRT	F
	First name		F
	Customer ID	Customer Card or Customer Identification	F
	Birth Date		F
	Photo		F
Ticket ID	Issuer Ticket ID	Unique ticket reference number combined with the issuer company code	O
Detail Information	Itinerary	The route/itinerary, especially for NRT tickets, if the itinerary is different for the outward and the return journey on a NRT ticket, both routes/itineraries are to be shown separately	O
Administrative Information	Timestamp of Order	Date and time of sale. verification that ticket was bought before or closely after starting journey	F
	Activation Status	Indicating whether ticket is activated and can be presented, can include Timestamp	F
	Price + Currency	Price in Issuer specified currency. Currency.	F
	Currency Exchange Rate	Exchange rate for the price indicated in local currency (not being the EUR) or "double pricing" – the price being indicated both in EUR and in local currency. Optional in the layout	F
	Payment Means	Means of payment	F
	Extra information	"Advertisement" on the ticket. Not to interfere with the control.	F
	Tariff Text	The tariff and reductions used and Description of the type of ticket/transport document, "Reservation", "Ticket + Reservation", "Ticket" etc. according to TAP TSI technical document B.11	F
	CIV	The abbreviation "CIV" if the ticket is covering a journey which is subject to the CIV (mainly cross-border journeys)	F

	Issuer Code	Indication of the issuing railway undertaking with the 4-digit company code with the text addition "Issuer"/"Emetteur" etc.	F
	Carrier Code	The carrier/s/ taking part in the transportation of the passenger with the 4-digit company code/s/ (i.e. the carrier/s/ being found in the itinerary on a NRT ticket and mentioned separately, down to the right on an IRT ticket)	F
	Reference to find Conditions of Carriage	References to the conditions of carriage applied to the ticket (i.e. the indications you normally find on the back of the classic paper ticket). Example: reference to the GCC-CIV/PRR for international traffic, reference to the special conditions of carriage for domestic traffic etc. Reference to a website where the passenger can find all details of the conditions of carriage for his/her journey. (F) in the layout, (O) in the App.	F

7.4. IRT: Integrated Reservation Ticket

	Field Name	Comment	
Main information	Origin	The starting location of the journey	O
	Destination	The ending location of the journey	O
	Date	Date and time of Travel	O
	Class	Class of travel and/or category of service to be used	O
Passenger Information	NumPassengers	Number of passengers (adults/children/dogs to be specified separately)	O
	Family name	Leaflet 106, MIRT	F
	First name		F
	Customer ID	Customer Card or Customer Identification	F
	Birth Date		F
	Photo		F
Ticket ID	Carrier Ticket ID	Booking reference, HERMES Reference Number. Reference number for accounting (for verification)	O
	Issuer Ticket ID	Unique ticket reference number combined with the issuer company code	F
Detail Information	Train Number		O
	Coach number		O
	Seat information		O
Administrative Information	Timestamp of Order	Date and time of sale. verification that ticket was bought before or closely after starting journey	F
	Activation Status	Indicating whether ticket is activated and can be presented, can include Timestamp	F
	Price + Currency	Price in Issuer specified currency. Currency.	F
	Currency Exchange Rate	Exchange rate for the price indicated in local currency (not being the EUR) or "double pricing" – the price being indicated both in EUR and in local currency. Optional in the layout	F
	Payment Means	Means of payment	F
	Extra information	"Advertisement" on the ticket. Not to interfere with the control.	F
	Tariff Text	The tariff and reductions used and Description of the type of ticket/transport document, "Reservation", "Ticket + Reservation", "Ticket" etc. according to TAP TSI technical document B.11	F

	CIV	The abbreviation “CIV” if the ticket is covering a journey being subject to the CIV (mainly cross-border journeys)	F
	Issuer Code	Indication of the issuing railway undertaking with the 4-digit company code with the text addition “Issuer”/“Emetteur” etc.	F
	Carrier Code	The carrier/s/ taking part in the transportation of the passenger with the 4-digit company code/s/ (i.e. the carrier/s/ being found in the itinerary on a NRT ticket and mentioned separately, down to the right on an IRT ticket)	F
	Reference to find CC	References to the conditions of carriage applied to the ticket (i.e. the indications you normally find on the back of the classic paper ticket). Example: reference to the GCC-CIV/PRR for international traffic, reference to the special conditions of carriage for domestic traffic, etc. Reference to a website where the passenger can find all details of the conditions of carriage for his/her journey. (F) in the layout, (O) in the App.	F

7.5. GRT: Group Ticket

	Field Name	Comment	
Main information	Origin	The starting location of the journey	O
	Destination	The ending location of the journey	O
	Validity or Date	Period of validity	O
	Class	Class of travel and/or category of service to be used	O
Passenger Information	NumPassengers	Number of passengers (adults/children/dogs to be specified separately)	O
	Group Name	Name of the group	O
	Family name	Leaflet 106, MIRT	F
	First name		F
	Customer ID	Customer Card or Customer Identification	F
	Birth Date		F
	Photo		F
Ticket ID	Issuer Ticket ID	Unique ticket reference number combined with the issuer company code	O
Detail Information	Itinerary	The route/itinerary, especially for NRT tickets, if the itinerary is different for the outward and the return journey on a NRT ticket, both routes/itineraries are to be shown separately	O

Administrative Information	Timestamp of Order	Date and time of sale. verification that ticket was bought before or closely after starting journey	F
	Activation Status	Indicating whether ticket is activated and can be presented, can include Timestamp	F
	Price + Currency	Price in Issuer specified currency. Currency.	F
	Currency Exchange Rate	Exchange rate for the price indicated in local currency (not being the EUR) or “double pricing” – the price being indicated both in EUR and in local currency. Optional in the layout	F
	Payment Means	Means of payment	F
	Extra information	"Advertisement" on the ticket. Not to interfere with the control.	F
	Tariff Text	The tariff and reductions used and Description of the type of ticket/transport document, “Reservation”, “Ticket + Reservation”, “Ticket” etc. according to TAP TSI technical document B.11	F
	CIV	The abbreviation “CIV” if the ticket is covering a journey being subject to the CIV (mainly cross-border journeys)	F
	Issuer Code	Indication of the issuing railway undertaking with the 4-digit company code with the text addition „Issuer“/“Emetteur“ etc.	F
	Carrier Code	The carrier/s/ taking part in the transportation of the passenger with the 4-digit company code/s/ (i.e. the carrier/s/ being found in the itinerary on a NRT ticket and mentioned separately, down to the right on an IRT ticket)	F
Reference to find Conditions of Carriage	References to the conditions of carriage applied to the ticket (i.e. the indications you normally find on the back of the classic paper ticket). Example: reference to the GCC-CIV/PRR for international traffic, reference to the special conditions of carriage for domestic traffic etc. Reference to a website where the passenger can find all details of the conditions of carriage for his/her journey. (F) in the layout, (O) in the App	F	

8. List of abbreviations

ASCII

American Standard Code for Information Interchange: a character set and encoding

ASN.1	Abstract Syntax Notation one, see ISO/IEC 8824
CIT	International Railway Transport Committee
CIV	Uniform Rules concerning the Contract of International Carriage of Passengers by Rail. https://www.cit-rail.org
EDIFACT	Electronic Data Interchange For Administration, Commerce and Transport, see ISO 9735
GCC	General Conditions of Carriage
GCC-CIV/PRR	The GCC-CIV/PRR govern the contractual relationship between passengers and carriers for domestic and/or international journeys. https://www.cit-rail.org
ISO	International Organisation for Standardisation
MIRT	The Manual for International Rail Tickets (MIRT) provides CIT members with an introduction and the necessary standards to issuing international tickets. It is primarily addressed to the staff of railway undertakings who have to deal with the law of carriage, with the issuing of international tickets, with checking those tickets and with customer service.
O/D	Origin / Destination
PNR	Passenger Name Record
PRR	Regulation (EC) No 1371/2007 of the European Parliament and of the Council of 23 October 2007 on rail passengers' rights and obligations
RICS code	Railway Interchange Coding System code to identify a RU
RU	Railway Undertaking
SMPS	Convention concerning the international carriage of passengers by rail valid on the lines of the OSJD Member Railways: BC, CFM, EVR, KZH, LDZ, LG, RZD and UZ
TCN	Ticket Control Number
TCO	Ticket Controlling Organisation
UIC	International Union of Railways

XML eXtended Markup Language. W3C-recommended.

9. Bibliography

1. UIC Leaflets

International Union of Railways (UIC)

TAP TSI technical document B.1: *Computer generation and exchange of tariff information*

TAP TSI technical document B.2: *Computer generation of global prices and exchange of fare information*

TAP TSI technical document B.5: *Electronic reservation of seats/berths and electronic production of travel documents – Exchange of messages*

TAP TSI technical document B.12: *Digital security elements for rail passenger's tickets - Barcodes in Security in Data and Security in System ticketing.*

TAP TSI technical document B.8: *Standard numerical coding for railway undertakings, infrastructure managers and others companies involved in rail-transport chains*

Decommissioned: TAP TSI technical document B.6: *Electronic seat/berth reservation and electronic production of transports documents -Transport documents (RCT2 Standard)*

Decommissioned: TAP TSI technical document B.7: *International Rail Ticket for Home Printing*

2. International standards

International Rail Transport Committee (CIT)

MIRT Manual for International Rail Tickets

European Commission (EC)

Regulation (EC) No 1371/2007 of the European Parliament and of the Council of 23 October 2007 on rail passengers' rights and obligations

European Rail Agency (ERA)

ERA TAP TSI 454/2011

ERA Technical Document TAP B.6 Electronic seat/berth reservation and electronic production of transport documents - transport documents (RCT2 standard);

ERA Technical Document TAP B.7 - International rail ticket for home printing;

International Organisation for Standardization (ISO)

ISO 639-1: Codes for the representation of names of languages - Part 1: Alpha 2 code, 2002

10. ANNEXES 1: Decommissioned Ticket types

These tickets types are not use for international trains anymore from 2018.

10.1. Upgrade Document (UPG)

Description: one RCT2 "UPGRADE" document (change to higher class) issued per applicable route.

NB: this RCT2 document can only be used in international services by those Undertakings whose systems allow receipts to be distributed.

10.1.1. Commercial information

FIELD 1

Rows A/B

Column 1 Blank.

RCT2 classic

Columns 2 to 14 Logo or designation of issuing Undertaking or [Issuer] + company code of the issuing Undertaking **(C)**.

RCT2 compressed

Columns b to n, or 2 to 14 Logo or designation of issuing Undertaking or [Issuer] + company code of the issuing Undertaking **(C)**

Columns 15 to 18 Blank.

Rows A

Columns 19 to 51 RCT2 title "UPGRADE", flush left **(O) (T)**.

Rows B

Columns 19 to 51 RCT2 title (cont. from row A) for Undertaking required to enter this information in a second language **(C)**.

The translations in the other UIC languages are "SURCLASSEMENT" (FR), "KLASSENWECHSEL" (DE), "CAMBIO DI CLASSE" (IT)

Row C

Column 1 Blank.

Columns 2 to 12 company code of the issuing Undertaking, **(O)** and Abbreviation [AG] **(F)**, or equivalent, for tickets issued by travel agencies. Unused column has to be blank. [CIV] **(O)** must be printed anywhere in this zone.

Column 13 to 52 Blank.

Row D Details of original ticket presented (RCT2 transport ticket)

Column 1 Blank.

Columns 2 to 51 Indication "CONCERNS TICKET NO. ..." **(O)**, followed by the ticket control number or the system-generated issue number

Columns 52 to 72 Blank.

FIELD 2

Same information as for RCT2 "TICKET".

FIELD 3

Same information as for RCT2 "TICKET".

FIELD 4

Same information as for RCT2 "TICKET".

The class involved is the one concerned with the upgrading.

FIELD 5

Same information as for RCT2 "TICKET". The itinerary involved is the one related to the upgrading.

FIELD 6 Details of applicable tariff(s)

Same information as for the RCT2 "TICKET".

10.2. Change of Itinerary Document (COI)

Description: one RCT2 "CHANGE OF ITINERARY" document issued per applicable route

NB: this RCT2 document can only be used in international services by those Undertakings whose systems allow receipts to be distributed.

10.2.1. Commercial information

As for the RCT2 "UPGRADE" document (change to higher class) with the following differences:

FIELD 1

Row A

Columns 19-51 RCT2 title "CHANGE OF ITINERARY", flush left **(O) (T)**.

The translations in the other UIC languages are "CHANGEMENT D'ITINERAIRE" (FR), "STRECKENWECHSEL" (DE), "CAMBIAMENTO D'ITINERARIO" (IT)

FIELD 7 Details of purchase currency and price per ticket

The General Conditions of Carriage apply (see 2.2.4.1 - page xx).

The amount to be entered necessarily corresponds to the difference between the prices charged in the first contract and in the new one.

10.2.2. Administrative information

FIELD 8

The General Conditions of Carriage apply (see points 2.2.4.2 - page xx or 2.2.4.3 - page xx).

The details required are printed.

10.2.3. Specimen of RCT2 COI document

Point A.10 - page xx - Specimen No. 45.

A.10.1 - Specimen No. 45: RCT2 COI

10.3. Transport Voucher (TRV) for compensation Document

10.3.1. Commercial information

The transport voucher for compensation shall be produced in duplicate. Part 1 shall be given to the passenger. Part 2 shall be filed and used for audits and clearing operations.

FIELD 1

Rows A/B

Column 1 Blank.

RCT2 classic

Columns 2 to 14 issuing Undertaking **(C)**. Logo or designation of issuing Undertaking or [Issuer] + company code of the

RCT2 compressed

Columns b to n, or 2 to 14 issuing Undertaking **(C)** Logo or designation of issuing Undertaking or [Issuer] + company code of the

Columns 15 to 18 Blank.

Rows A

Columns 19 to 51 RCT2 title " TRANSPORT VOUCHER ", flush left **(O) (T)**.

Rows B

Columns 19 to 51 RCT2 title (cont. from row A) for Undertaking required to enter this information in a second language **(C)**.

Row C

Column 1 Blank.

Columns 2 to 12 company code of the issuing Undertaking, **(O)** and Abbreviation [AG] **(F)**, or equivalent, for tickets issued by travel agencies. Unused column has to be blank. [CIV] **(O)** must be printed anywhere in this zone.

Columns 13 to 18 Blank.

Columns 19 to 51 Description of the offer in English "VOUCHER" **(O)**.

Column 52 Blank. For Undertakings operating with a detachable coupon at column 52, this position corresponds to the perforation.

Row D

Column 1 Blank.

Columns 2 to 51	"VALID TO:" (O) and indication of the transport voucher's validity, in the following format: "DD/MM/YYYY" (DD = day, MM = month and YY or YYYY = year) (O) .
Column 52	Blank. For Undertakings operating with a detachable coupon at column 52, this position corresponds to the perforation.

FIELD 2 Indication of the surname/first name of the passenger and the country of residence

Row A

Columns 53 to 71	Passenger's surname and first name, flush left (O) . Some RUs print the first name before the surname. This is a matter for the issuing RU to decide. However, when the entry is too long, it is the first name that must be truncated so that the surname can be entered in full.
Column 72	Blank.

Row B

Columns 53 to 71	Country of residence (O) .
Column 72	Blank.

FIELD 3

Rows E/F	Entry of invariable data.
Columns 1 to 72	Blank. Undertakings using pre-printed tickets or templates may leave the text in rows E and F unchanged.
Rows G/H	Entry of variable data.
Column 1	Blank.
Columns 2 to 6	Invalidate field by entering an asterisk (O) .
Column 7	Blank.
Columns 8 to 12	Invalidate field by entering an asterisk (O) .
Column 13	Blank.
Columns 14 to 51	Invalidate field by entering an asterisk (O) .
Column 52	Blank.
Columns 53 to 57	Invalidate field by entering an asterisk (O) .
Column 58	Blank.
Columns 59 to 63	Invalidate field by entering an asterisk (O) .
Column 64	Blank.

FIELD 4 Indication of class of transport.

Field 4 is printed separately from the other data in order to make this information stand out more clearly.

Rows E/F

Columns 65 to 66	Blank.
Columns 67 to 71	"CLASS" (O) .
Column 72	Blank.

Rows G/H

Column 67 to 71	Invalidate field by entering an asterisk (O) .
Column 72	Blank.

FIELD 5 Indication regarding the conditions of use of the Transport Voucher

Rows I/J/K/L

Column 1	Blank.
Columns 2 to 71	Conditions of use in national language(s) and English.
Column 72	Blank.

FIELD 6 Indication of carriers concerned.

These indications shall not be mentioned in Part 1 (to be given to the passenger)

Row M

Column 1	Blank.
Columns 2 to 51	Indication in national language(s) "CARRIERS".
Columns 52 to 72	Blank.

Rows N/O

<u>Version 1</u>	Undertakings which are able to enter carrier indications by machine.
Column 1	Blank.
Columns 2 to 51	Indication of company code of carriers concerned (O) .
Column 52	Blank.

<u>Version 2</u>	Undertakings which are unable to enter carrier indications by machine.
Column 1	Blank.
Columns 2 to 51	Fields separated by forward slashes to allow manual entry of carriers (O) .
Column 52	Blank.

FIELD 7 Indication of the currency applied and the price per transport document

The General Conditions of Carriage apply; see point 2.2.4.1 - page xx

10.3.2. Service information

FIELD 8

The General Conditions of Carriage apply, see points 2.2.4.2 - page xx or 2.2.4.3 - page xx.

The necessary indications are printed.

10.3.3. Specimen of RCT2 Transport voucher document

10.3.3.1. Specimen of RCT2 "TRANSPORT VOUCHER" document, version 1.

Point A.12.1 - page xx - Specimen No. 47.

A.12.1 - Specimen No. 47: RTC2 "Transport voucher" - version 1

